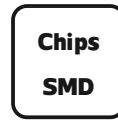
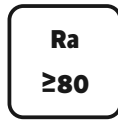


LED Ceiling Lamp

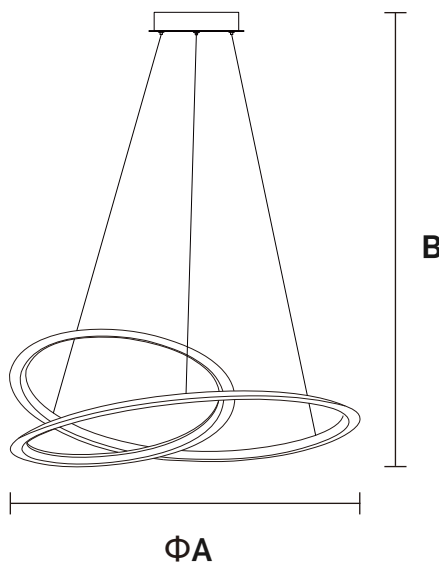
CL-007-01 Series

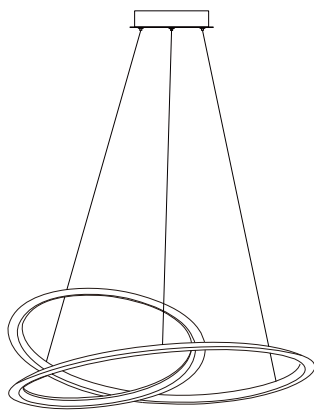
IP20



Item Code	P (W)	CCT(K)	Dimensions in mm		kg
			A	B	
CL-007-01-600	40W	3000	Φ600	1500	2.19
CL-007-01-800	60W	3000	Φ800	1500	3.21
CL-007-01-1000	80W	3000	Φ1000	1500	4.23

Dimensions in mm





Description:
LED Ceiling Lamp

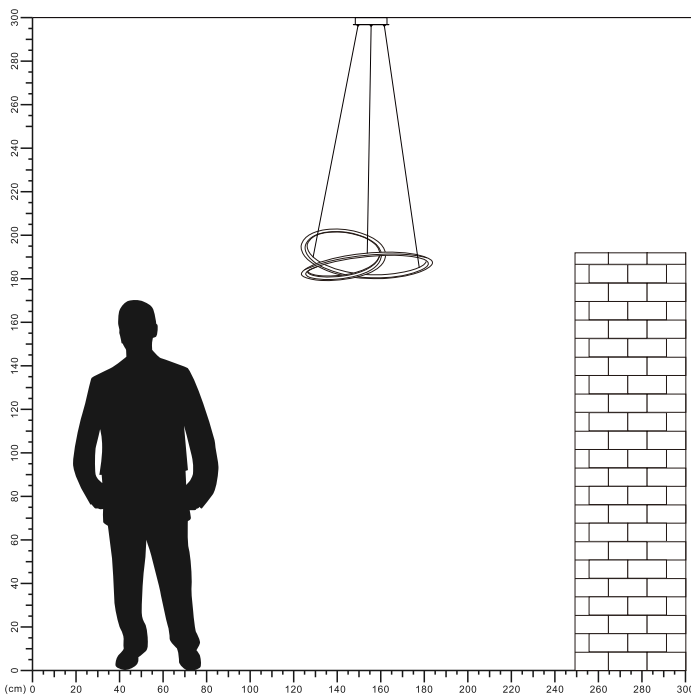
Main material:
Acrylic+Aluminum

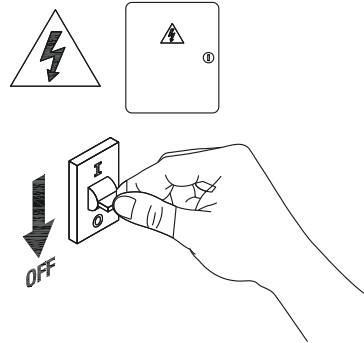
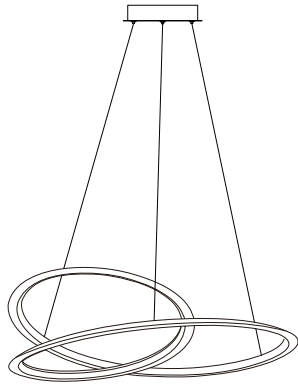
Specification

Special tree branch shape appearance, simple but full of personality and creative, randomly match the scene.
IP20

Applications

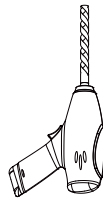
- . Hotel
- . Drawing room
- . Corridor





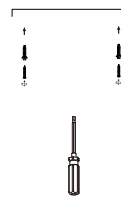
1

Turn off The Power



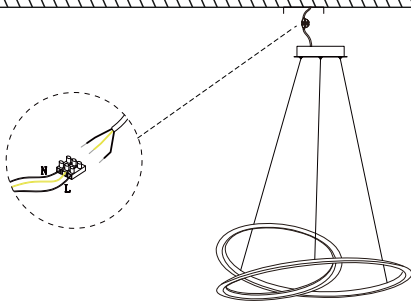
2

Drill 2 holes on your ceiling



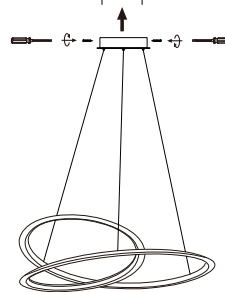
3

Install base plate



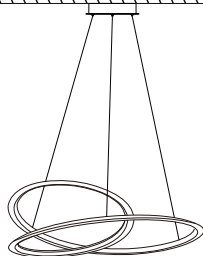
4

connect the cable




5

Install the ceiling lamp on the base plate



6

Installation completed



7

Turn on the power

