
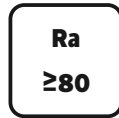



## LED Ceiling Lamp

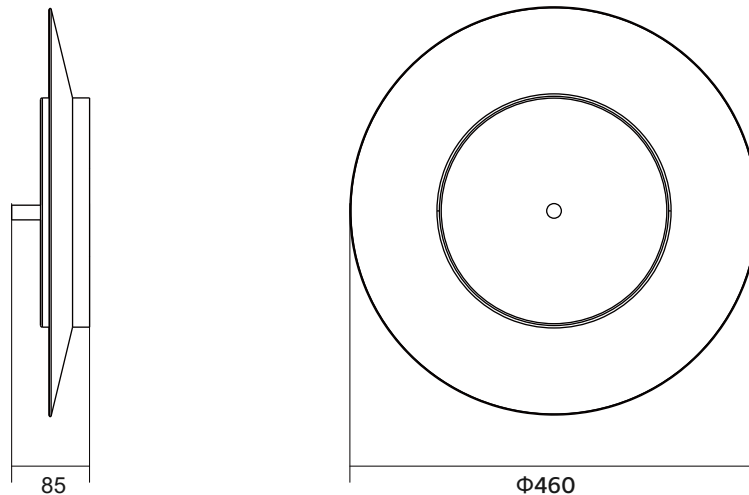
CL-016-01 Series

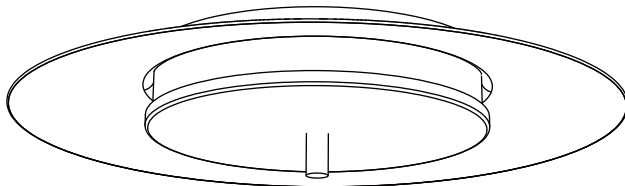
IP20



Item Code	P (W)	CCT (K)	Color	kg
CL-016-01-black	30	3000	Black	1.46
CL-016-01-white	30	3000	White	1.46
CL-016-01-green	30	3000	Green	1.46
CL-016-01-PinK	30	3000	Pink	1.46

### Dimensions in mm





**Description:**

LED Ceiling Lamp

**Main material:**

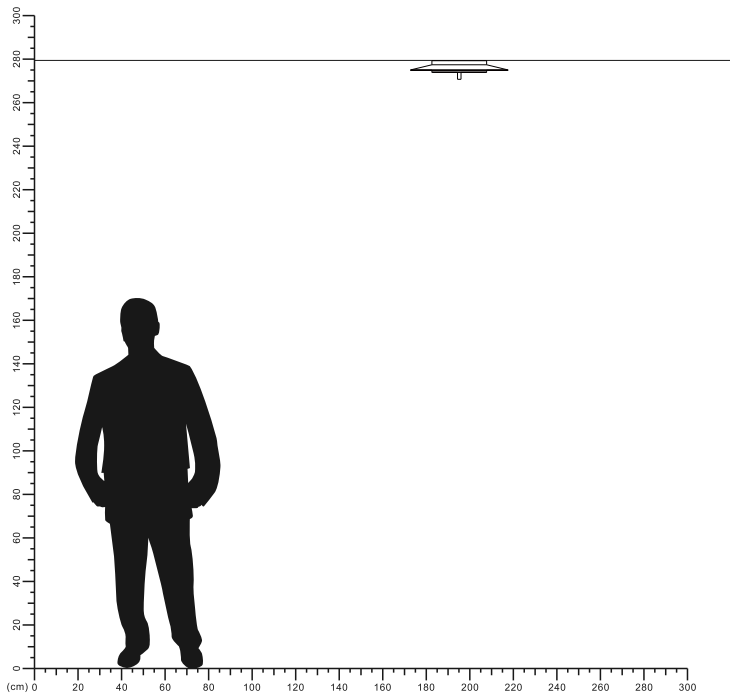
Iron+Acrylic

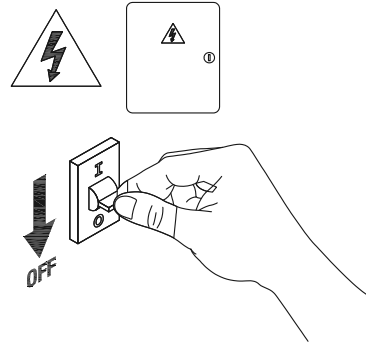
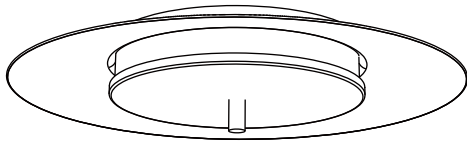
**Specification**

Energy saving, up to 85% energy saving comparing to standard halogen and incandescent lamps High quality light, high color rendering, less heat, no UV or IR radiation LED driver is included IP20

**Applications**

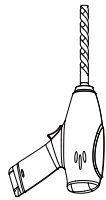
- . Villas
- . Room
- . Study room





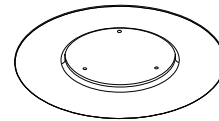
**1**

Turn off The Power



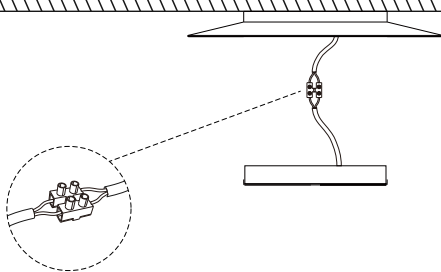
**2**

Drill 3 holes on your ceiling



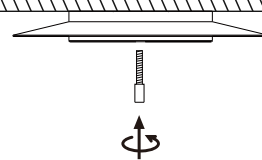
**3**

Install base plate



**4**

connect the cable




**5**

Fix the lamp body with a screw



**6**

Installation completed



**7**

Turn on the power

