

## LAMP ACCESSORIES

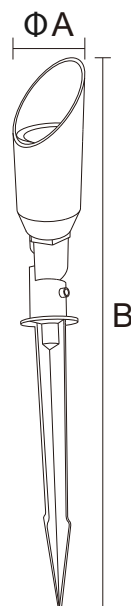
CP7006

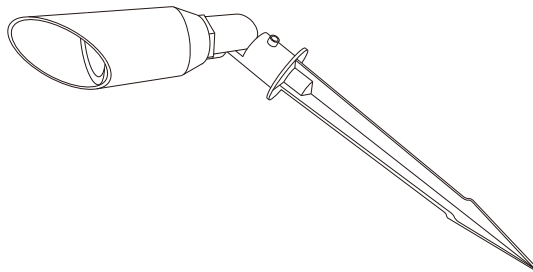
IP65



Item Code	Socket	Dimensions in mm		
		A	B	
CP7006	GU10*1	Φ55	505	0.53

### Dimensions in mm





**Description:**  
LAMP ACCESSORIES


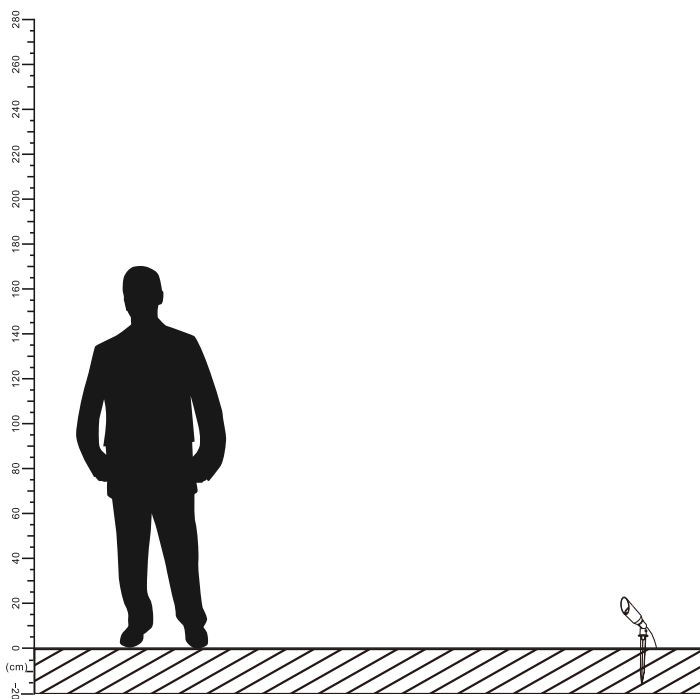
**Main material:**  
Aluminum+Glass

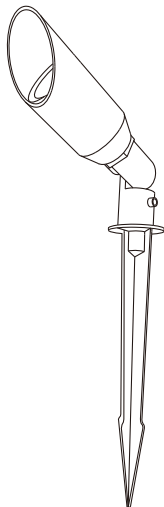
**Specification**

1. Fashionable simplicity: Classic modernist design, simple and generous lamp body, suitable for various decoration styles.
2. Texture material: Adopt high-quality materials, the surface is processed by special technology, which has texture and is easy to clean.
3. Multiple lights: Unique design concept, multiple light effects to choose from, both beautiful and practical.
4. Easy installation: The lamp holder adopts a user-friendly installation design, which is convenient, quick, time-saving and labor-saving.

**Applications**

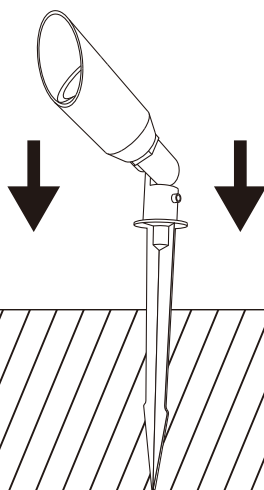
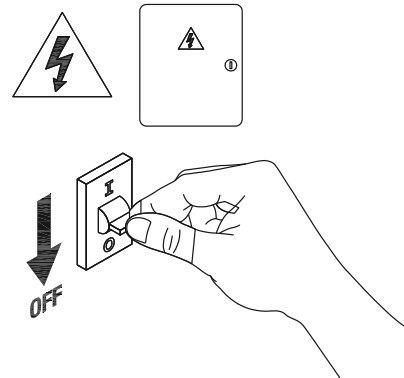
. Park . Square . Tourist attraction . Corridor





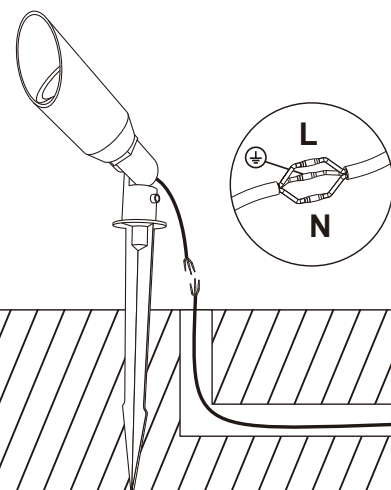
1

Turn off The Power



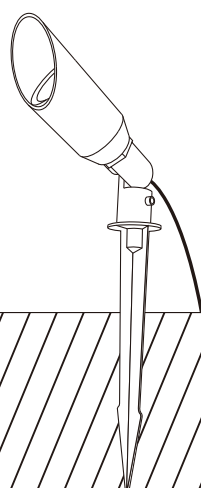
2

Insert the lamp body into the ground



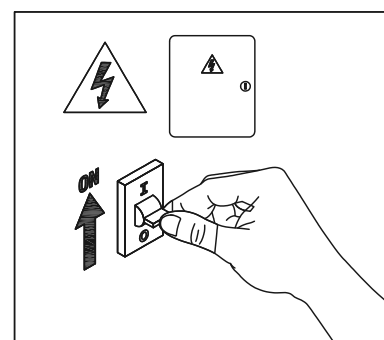
3

Connect the cable



4

Installation completed



5

Turn on the power

