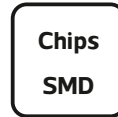
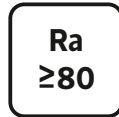


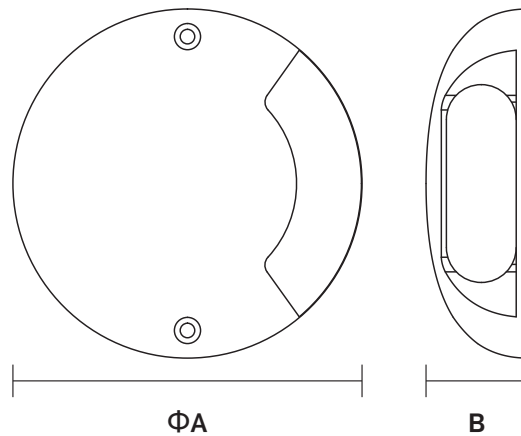
## LED Outdoor Buried Lamp

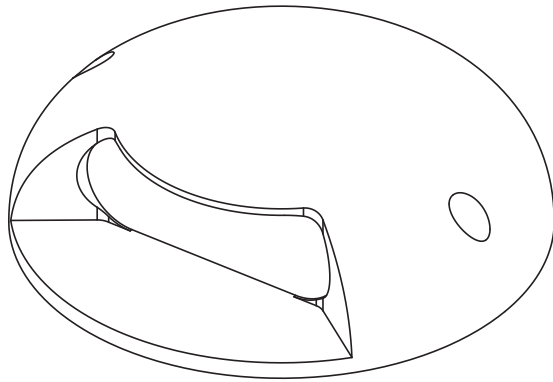
CP7026  
IP65



Item Code	P(W)	Total Lumen	Beam Angle	CCT(K)	Dimensions in mm		kg
					A	B	
CP7026	3	210	15°	3000K	Φ120	35	0.29

### Dimensions in mm




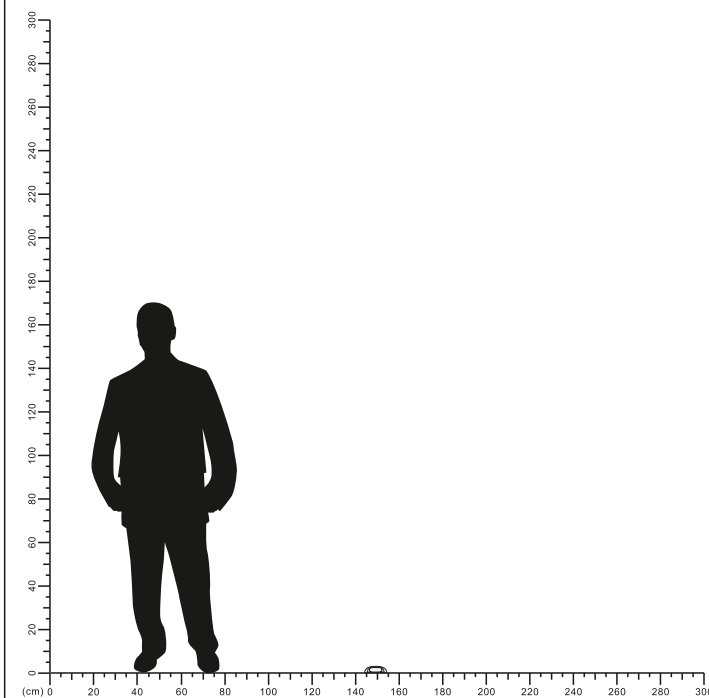


**Description:**  
LED Outdoor Buried Lamp

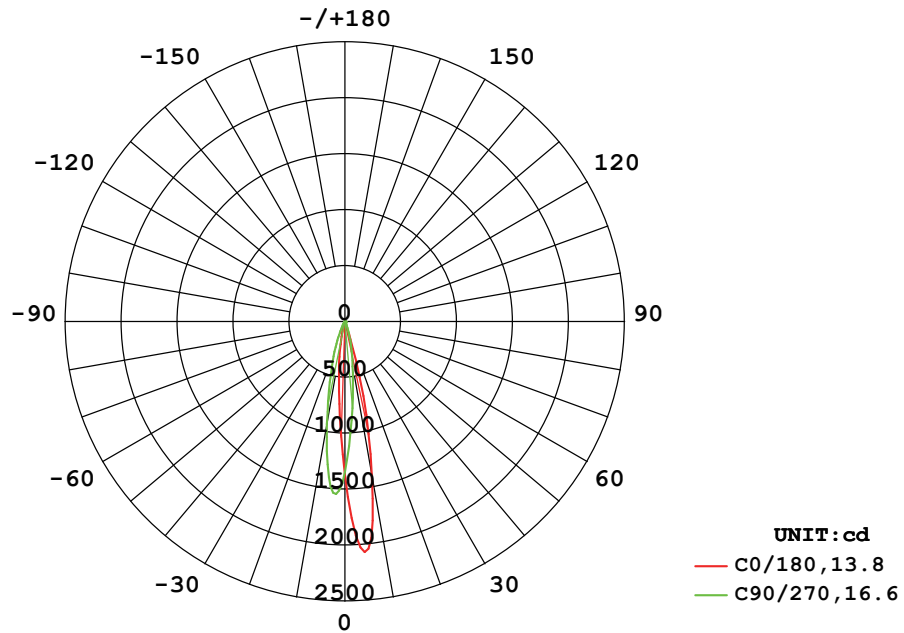
**Main material:**  
Aluminum shell, Glass

**Specification**  
Energy saving, up to 85% energy saving comparing to standard halogen and incandescent lamps Long life, up to 30,000 hours High quality light, high color rendering, less heat, no UV or IR radiation

**Applications**  
. Garden  
. Square



# LUMINOUS INTENSITY DISTRIBUTION DIAGRAM



AVERAGE BEAM ANGLE (50%) : 15.2 DEG

## Illuminance at a Distance

