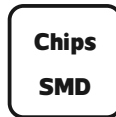
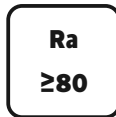


## LED Reading Lamp


D1057A Series

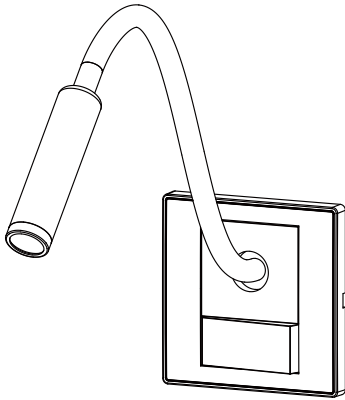

IP20



Item Code	P (W)	Color	CCT(K)	Beam angle	Output (lm)	lm/w	Dimensions in mm			kg
							A	B	C	
D1057A-W	3	White	3000/4000/6500	20°	195	65	360	86	86	0.23
D1057A-BK	3	Black	3000/4000/6500	20°	195	65	360	86	86	0.23
D1057A-GR	3	Gray	3000/4000/6500	20°	195	65	360	86	86	0.23

### Dimensions in mm



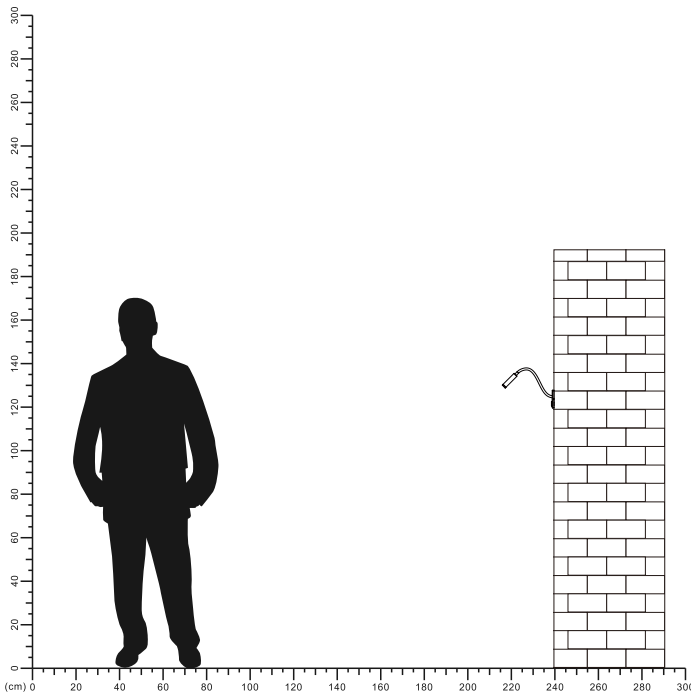


**Description:**  
LED Reading Lamp

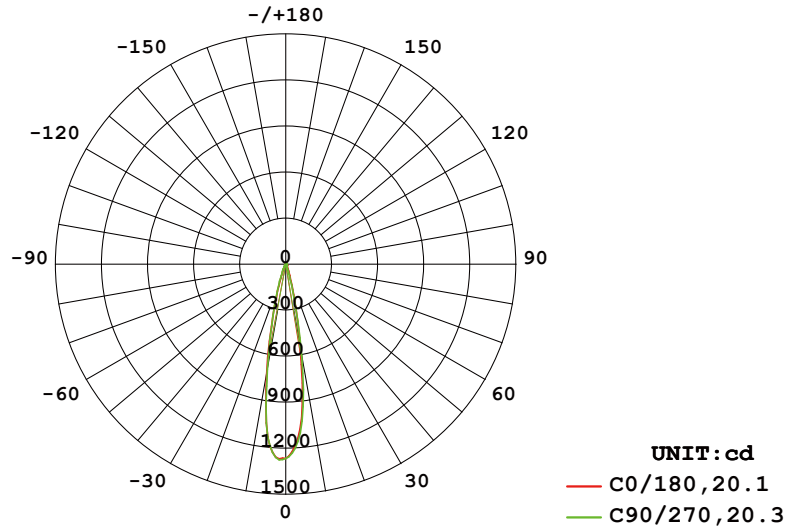
**Main material:**  
Spring steel + Aluminium + Plastic

**Specification**  
Energy saving, up to 85% energy saving comparing to standard halogen and incandescent lamps  
High quality light, high color rendering, less heat, no UV or IR radiation  
Build-in LED Driver  
IP20

**Applications**  
. Bed room  
. Living room

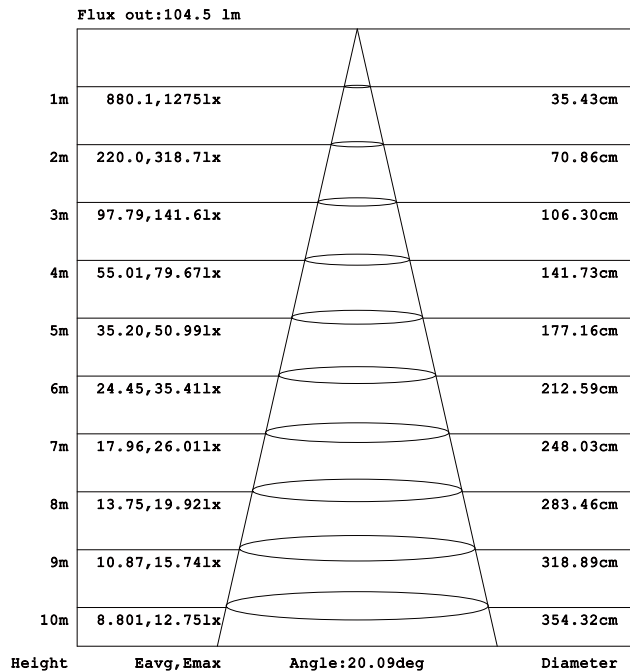


# LUMINOUS INTENSITY DISTRIBUTION DIAGRAM

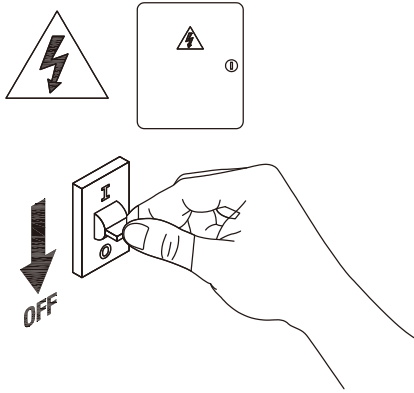


**AVERAGE BEAM ANGLE (50%) : 20.2 DEG**

## Illuminance at a Distance

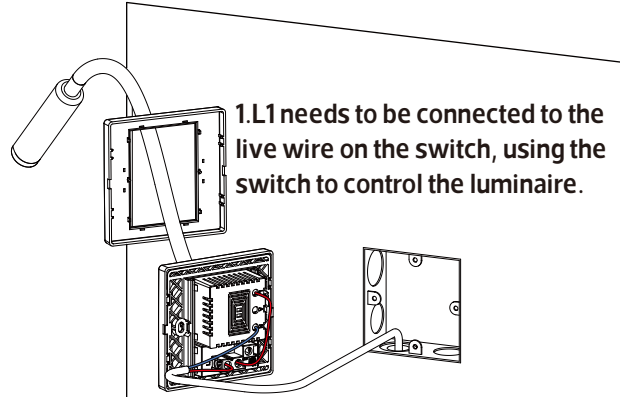


The Curves indicate the illuminated area and the average illumination when the luminaire is at different distance.



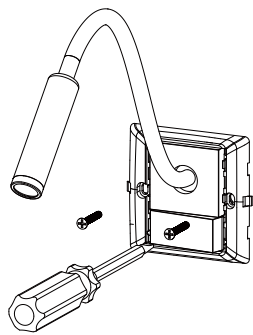
**1**

**Turn off the power**



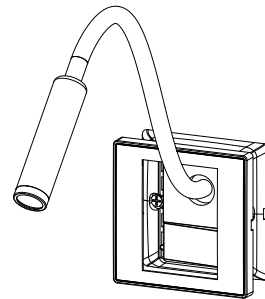
**2**

**Connect the cable**



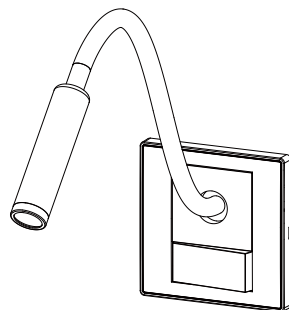
**3**

**Install the screw**




**4**

**Fix the cover**



**5**

**Installation completed**



**6**

**Turn on power**

