
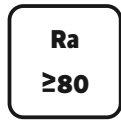


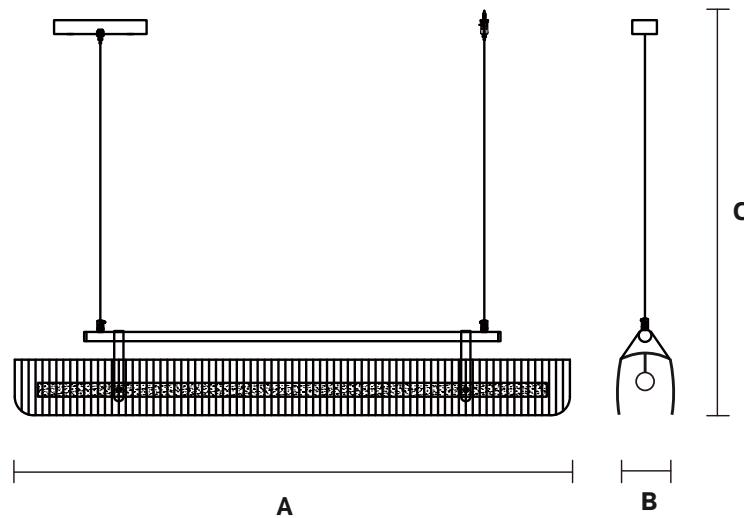
LED Ceiling Lamp

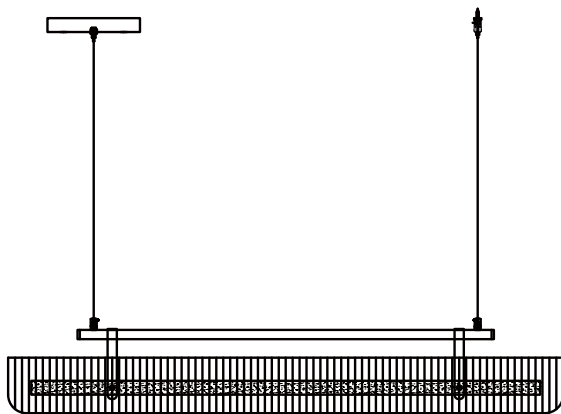

ME-ICL0202-20 ME-ICL0003-36
IP20



Model No	P(W)	Output (lm)	lm/w	CCT(K)	Color	Dimensions in mm			kg
						A	B	C	
ME-ICL0202-20	20	1100	55	2700	Copper	1100	100	1670	2
ME-ICL0003-36	36	1620	45	2700	Copper	1480	100	1500	2.9

Dimensions in mm



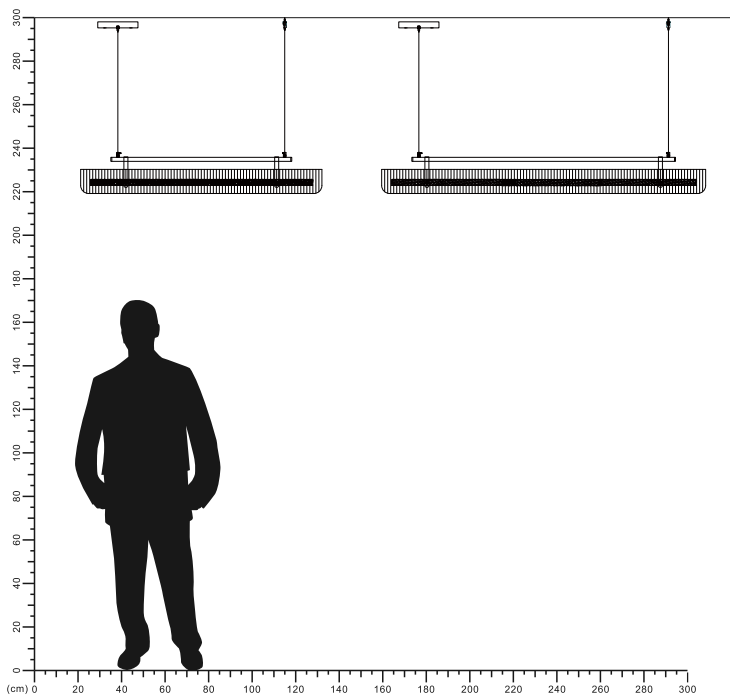


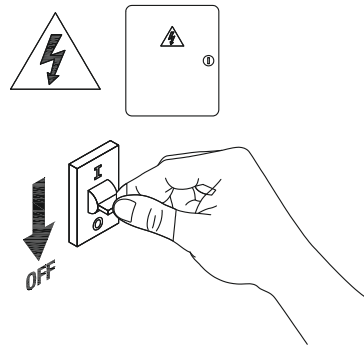
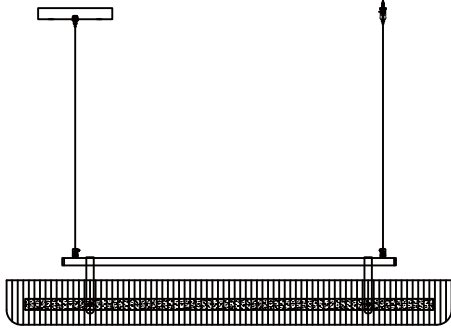
Description:
LED Ceiling Lamp

Main material:
Iron+Acrylic

Specification
Energy saving, up to 85% energy saving comparing to standard halogen and incandescent lamps High quality light, high color rendering, less heat, no UV or IR radiation LED driver is included IP20

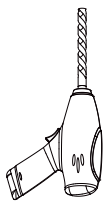
Applications
. Hotel
. Drawing room
. Dar





1

Turn off The Power

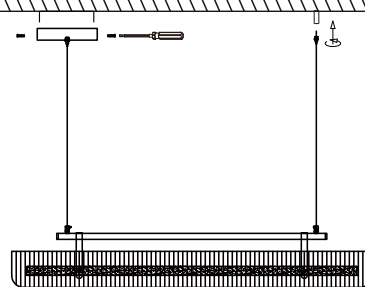
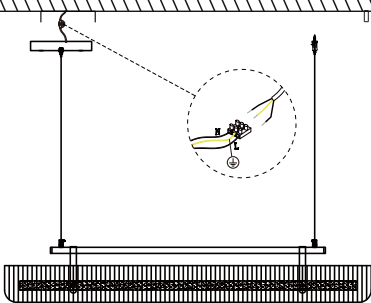


2

Drill 3 holes on your ceiling

3

Install base plate and positioning sleeve

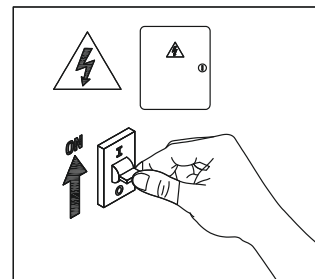
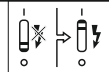
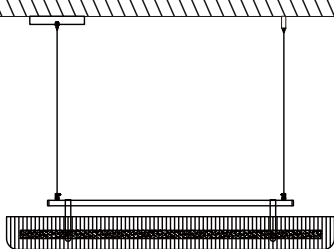


4

connect the cable

5

Install the lamp on the base



6

Installation completed

7

Turn on the power

