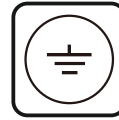


LED Ceiling Lamp

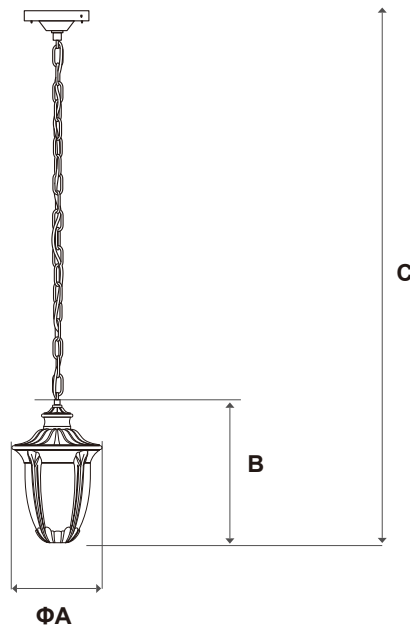
H-4008L

IP65



Item Code	Socket	Dimensions in mm			kg
		A	B	C	
H-4008L	E27*1(Max Size: Φ 100mm)	Φ 170	270	1000	0.84

Dimensions in mm



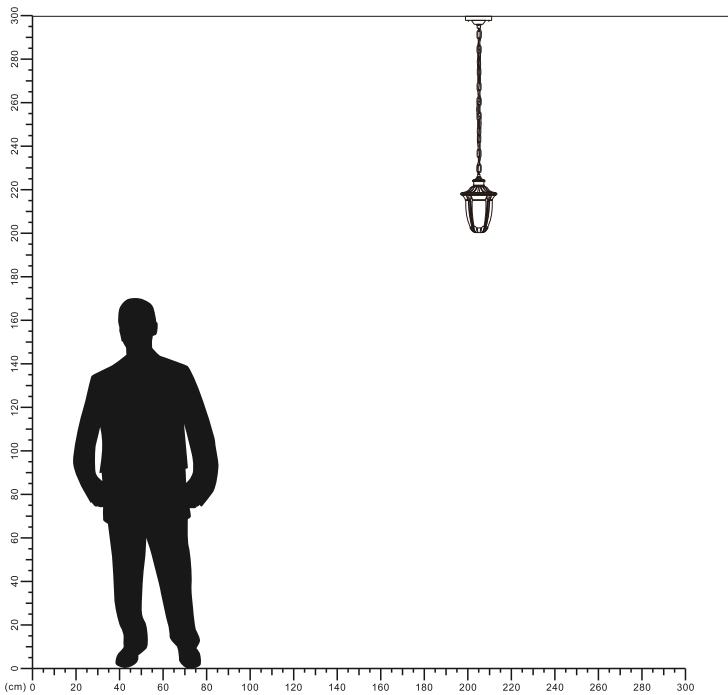


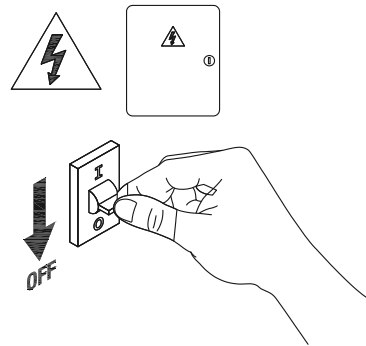
Description:
LED Ceiling Lamp

Main material:
Die-cast aluminum+ glass

Specification
Stable lamp body under stress, Die cast aluminum molding, antioxidant, High transmittance of 98%, beautiful and practical, detachable IP 65

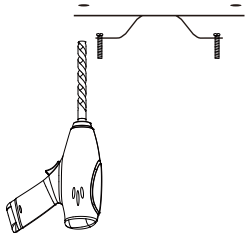
Applications
. Villas
. Parks
. Communities





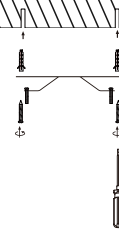
1

Turn off The Power




2

Drill 2 holes on your ceiling



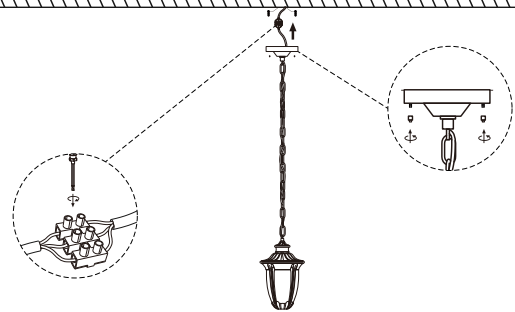
3

Install base plate



4

Install the E27 bulb and secure the bottom cover




5

connect the cable and Install the ceiling lamp on the base plate



6

Installation completed



7

Turn on the power

