

## LED Ceiling Lamp

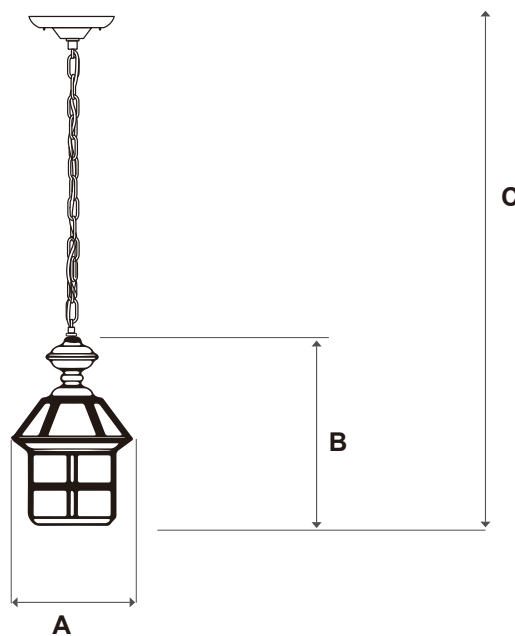
H-A095

IP54



Item Code	Cap Type	Dimensions in mm			kg
		A	B	C	
H-A095	E27*1(Max Size: Φ90mm)	163	330	890	1.57

### Dimensions in mm





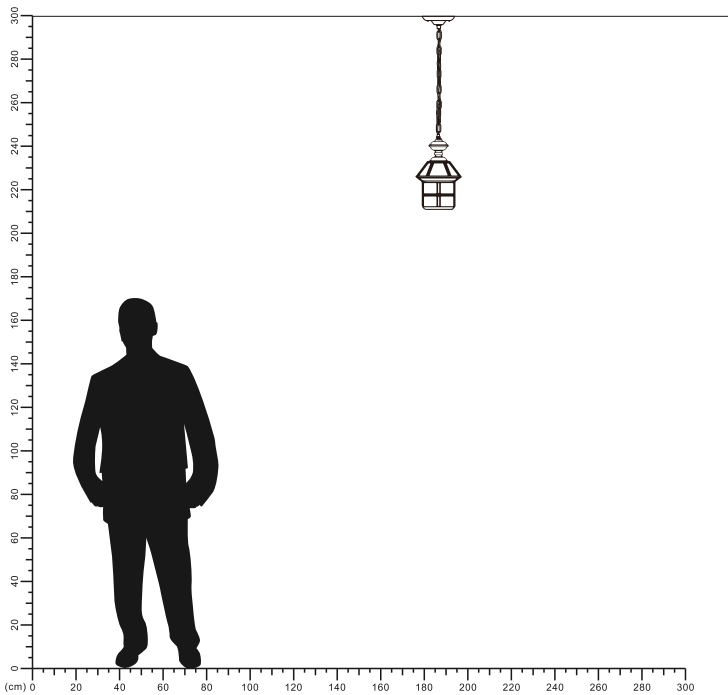
**Description:**  
Lamp Accessories

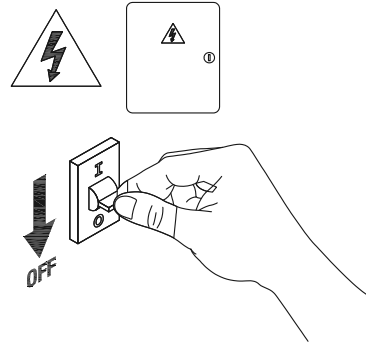
**Main material:**  
Copper+Transparent glass

**Specification**  
Durable lamp body, integrated die-casting forming, with a hard texture but wear resistance.  
High transparency glass, soft and not dazzling light.

**IP 54**

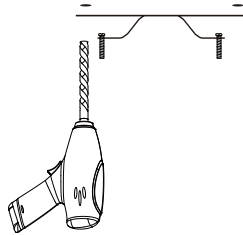
**Applications**  
. Villas  
. Parks  
. Communities





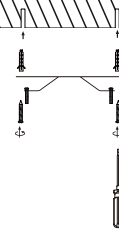
**1**

Turn off The Power



**2**

Drill 2 holes on your ceiling



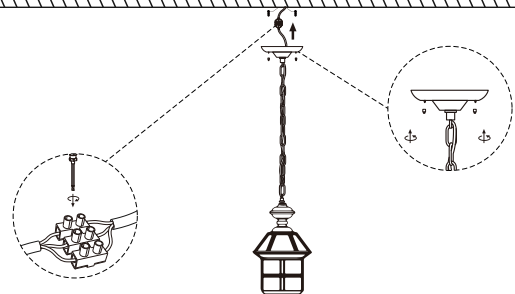
**3**

Install base plate



**4**

Install the E27 bulb and secure the bottom cover




**5**

connect the cable and Install the ceiling lamp on the base plate



**6**

Installation completed



**7**

Turn on the power

