
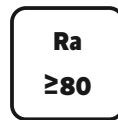



LED Ceiling Lamp

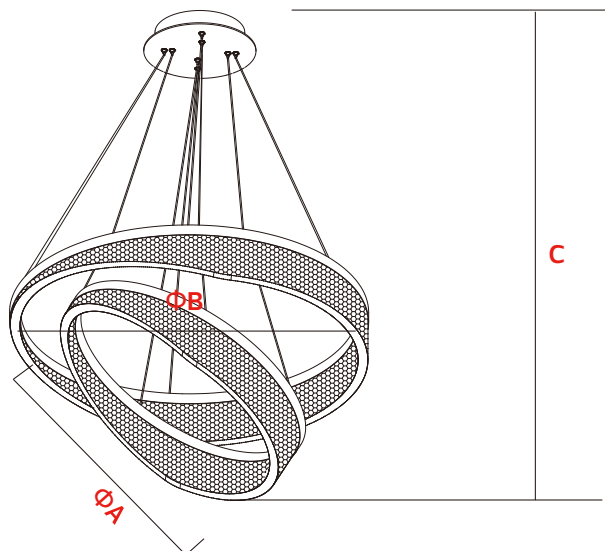
ME-ICL0007-38

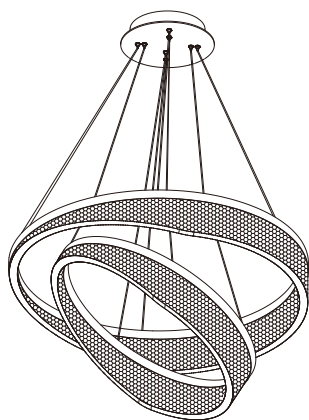
IP20



Model No	P (W)	CCT(K)	Output (lm)	Color	Dimensions in mm			
					A	B	C	
ME-ICL0007-38	38W	3000	3420	Gold	Φ600	Φ800	1500	5.4

Dimensions in mm





Description:
LED Ceiling Lamp

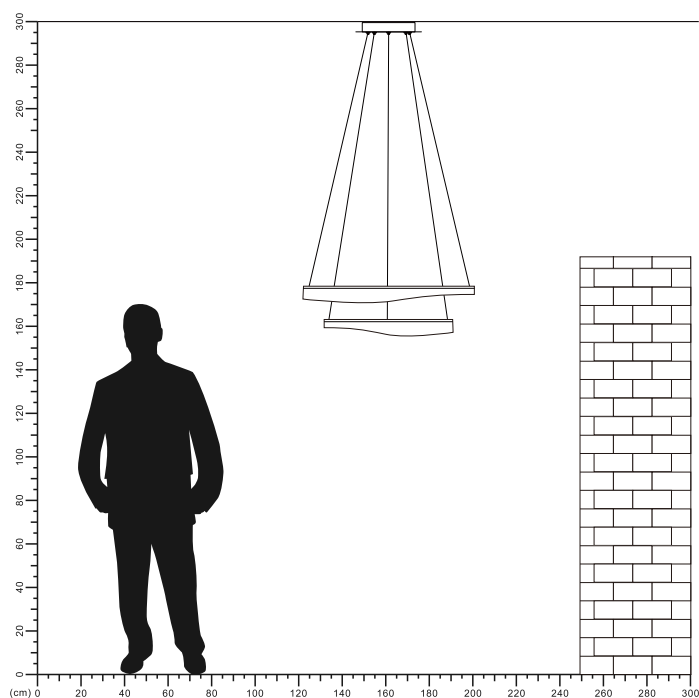
Main material:
Iron + Aluminum + Acrylic

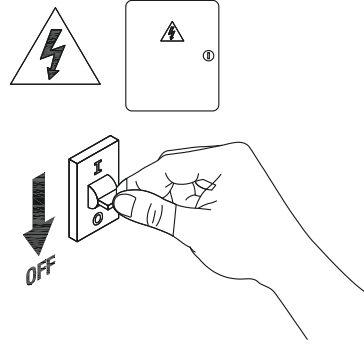
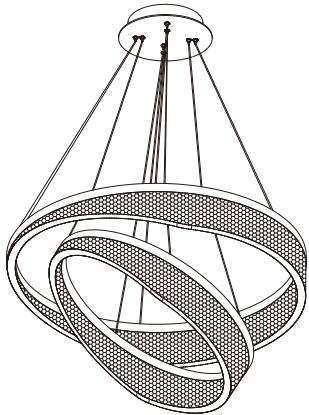
Specification

Special shape appearance, simple but full of personality and creativity, freely match the scene.
IP20

Applications

- . Hotel
- . Drawing room
- . Bedroom





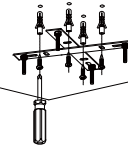
1

Turn off The Power



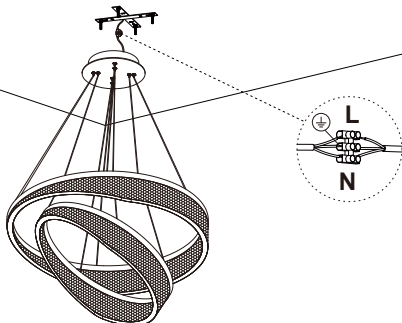
2

Drill 4 holes on your ceiling



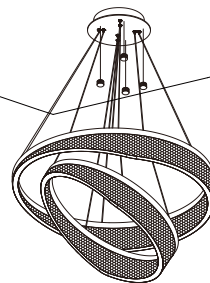
3

Install base plate



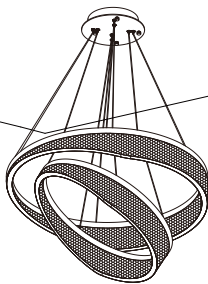
4

connect the cable



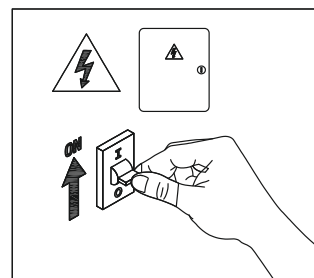
5

Install the ceiling lamp on the base plate



6

After installation, the length of the wire can be adjusted according to the floor height



7

Turn on the power

