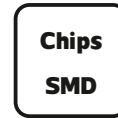
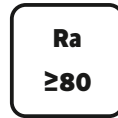


## LED Wall Lamp

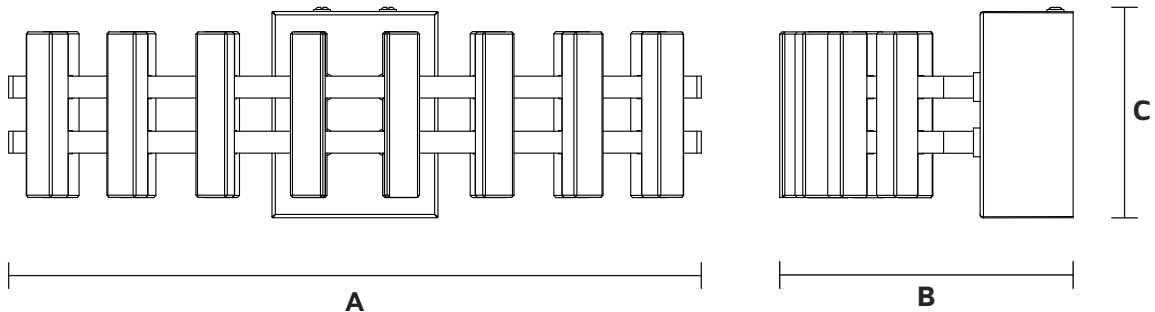
MB8242-6W

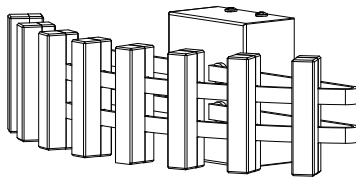
IP20



Item Code	P (W)	CCT(K)	Color	Output (lm)	lm/w	Dimensions in mm			kg
						A	B	C	
MB8242-6W	6	3000	Black	180	30	313	132	95	0.5

### Dimensions in mm





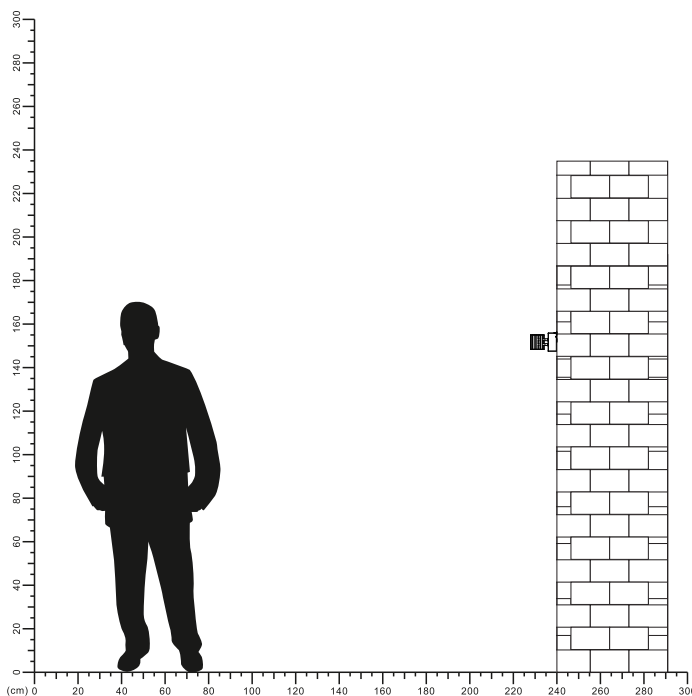
**Description:**  
LED Wall Lamp

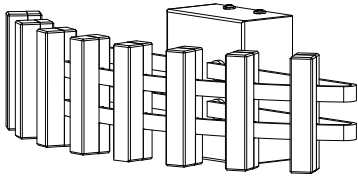
**Main material:**  
Iron+PC

**Specification**  
Iron art baKing paint chassis, strong bearing capacity not easy to deform, corrosion and rust prevention, durable.  
The PC lampshade transmits light evenly, is not easy to break, is not easy to change color, sturdy and durable.

IP 20

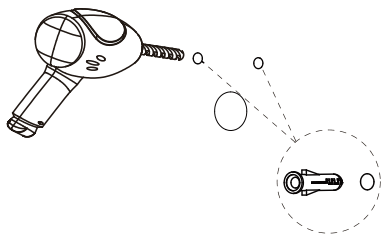
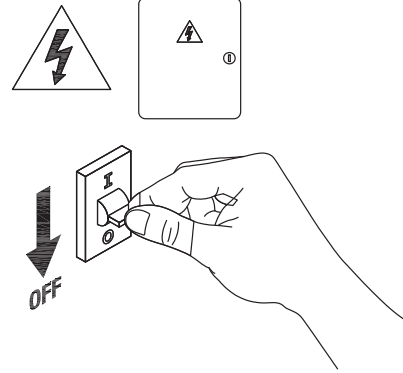
**Applications**  
.Living room  
.Bedroom  
.Showroom





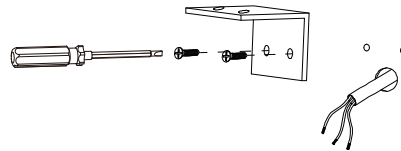
1

Turn off the power



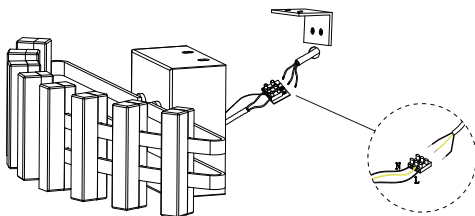
2

Drill holes in the wall insert expansion screws



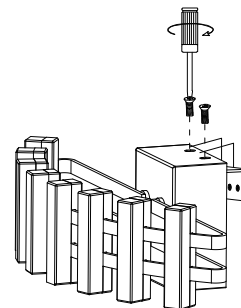
3

Install base plate



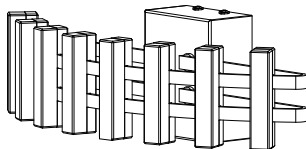
4

Connect the cable



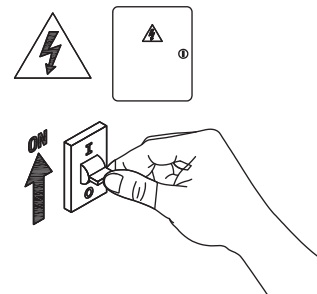
5

Secure the lamp body



6

Installation completed



7

Turn on the power

