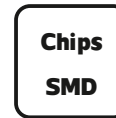
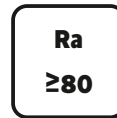



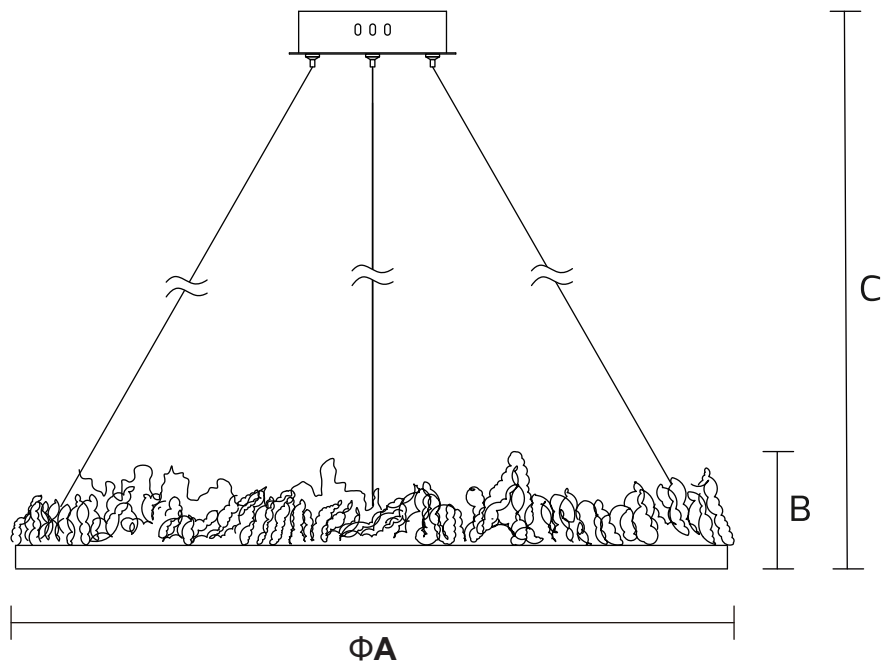
Ceiling Lamp

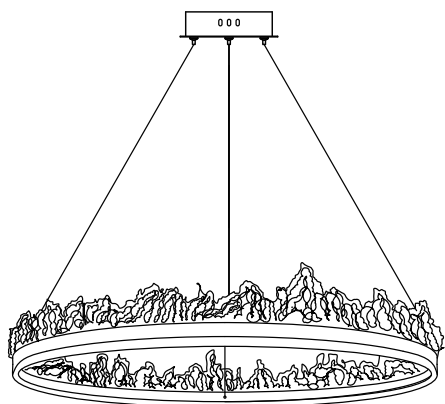

ME-ICL0009-36

IP20



Model No	P(W)	CCT(K)	Color	Output (lm)	lm/w	Dimensions in mm			
						A	B	C	
ME-ICL0009-36	36	3000	Gold	1260	35	Φ600	120	1800	5.5
ME-ICL0014-55	55	3000	Gold	1925	35	Φ800	120	1800	8.6





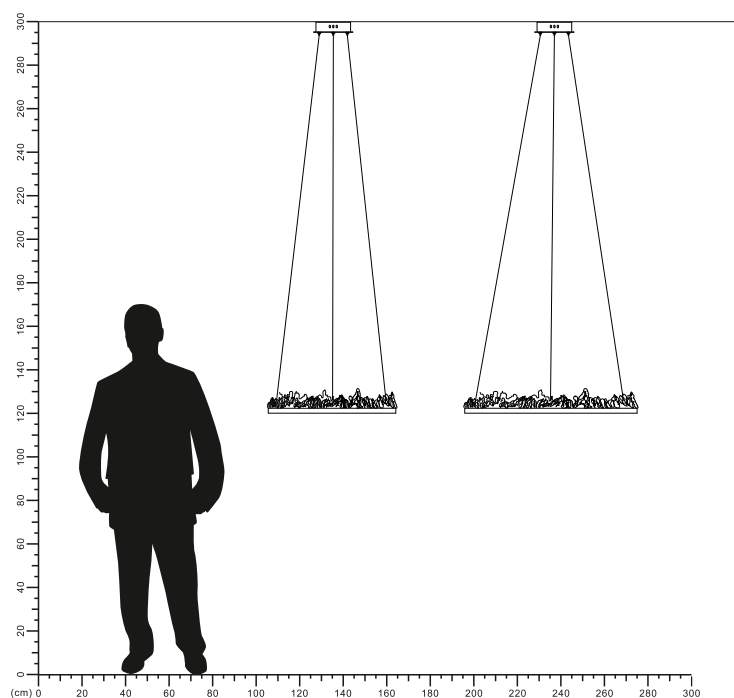
Description:
Ceiling Lamp

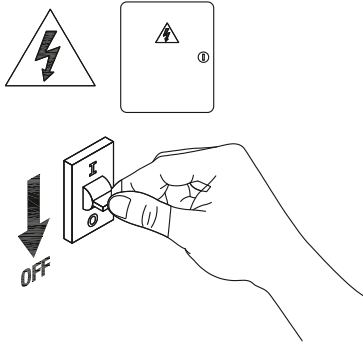
Main material:
Aluminum+Resin

Specification
Aviation aluminum lamp body, surface drawing process, textured, scratch proof and wear-resistant. Lozenge resin lampshade, soft light transmission, distinct layers, highlighting different aesthetic feeling.

IP 20

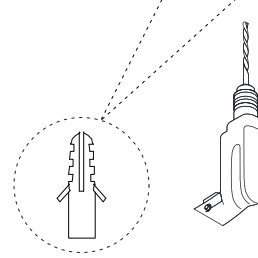
Applications
.Living room
.restaurant
.bedroom





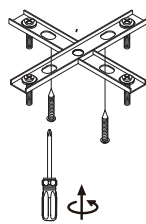
1

Turn off The Power



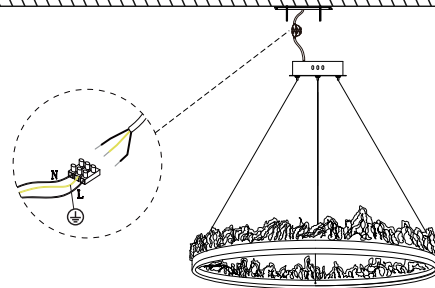
2

Drill holes in the ceiling insert expansion screws



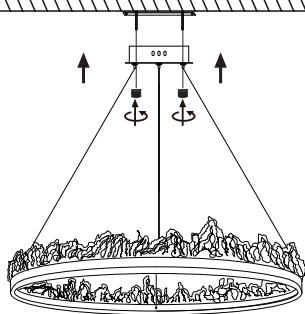
3

Installing the base plate



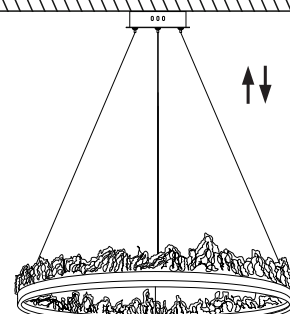
4

connect the cable



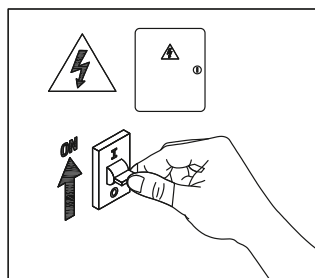
5

Fix the lamp to the ceiling



6

Adjust the cable length according to the floor height, installation completed



7

Turn on the power

