

LED Ceiling Lamp

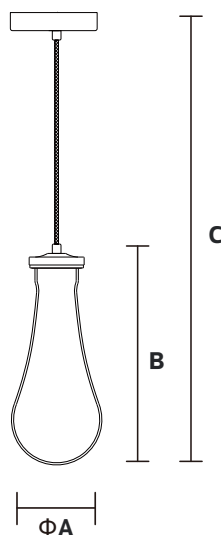
ME-ICLS0952-1

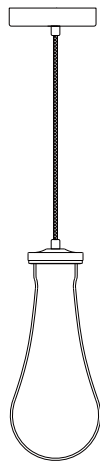
IP20



Model No	Cap Type	Color	Dimensions in mm			
			A	B	C	kg
ME-ICLS0952-1	E14*1(Max Size Φ50mm)	Copper	Φ120	300	1000	1.8

Dimensions in mm





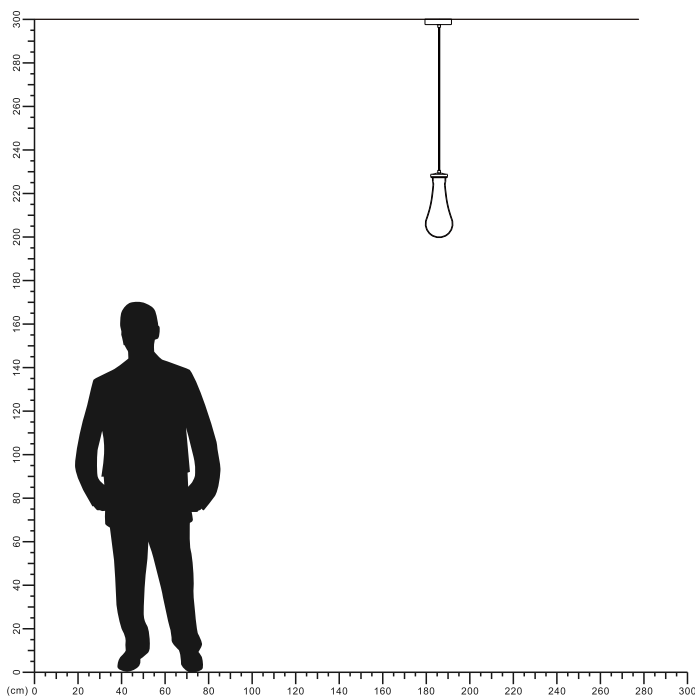
Description:
LED Ceiling Lamp

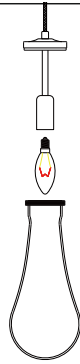
Main material:
Glass + Stainless steel

Specification
Simple round lamp body design, selected aluminum material baking paint forging, pure and delicate, fashionable and durable. Silicone lampshade is selected, nano injection molding is hand-polished, with high compressive resistance and high toughness.

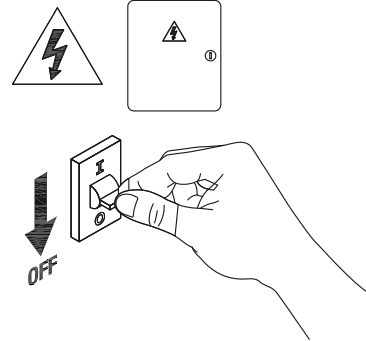
IP 20

Applications
. living room
. dining room
. bedroom



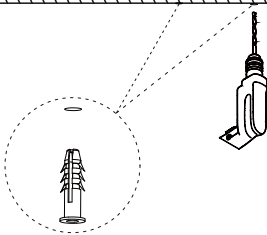


Install E14 bulb



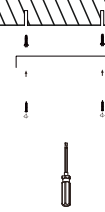
1

Turn off The Power



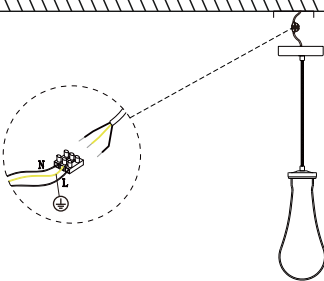
2

Drill holes in the wall insert expansion screws



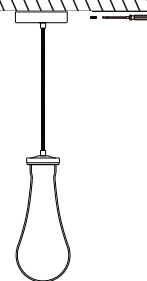
3

Fixing ceiling screw



4

connect the cable



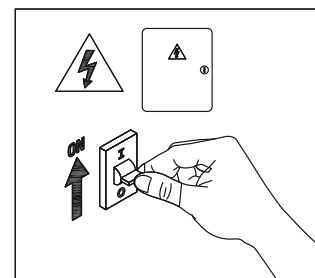
5

Fixing screw



6

After installation, the length of the wire can be adjusted according to the floor height



7

Turn on the power

