
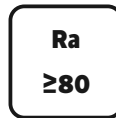


LED Wall Lamp

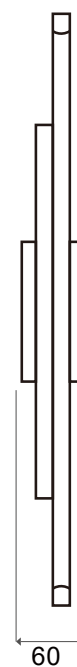
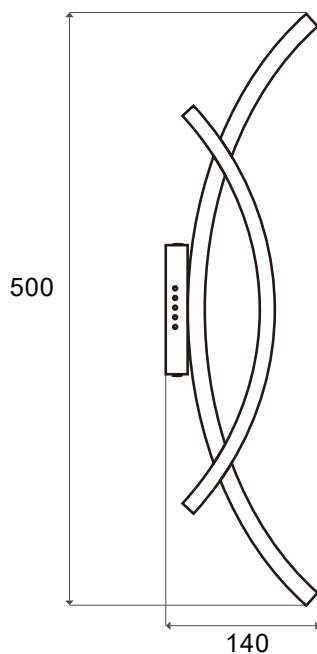
ME-IWL0003-7

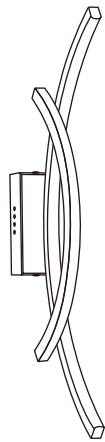
IP20



Model No	P (W)	LM/W	Total Lumen	Color	kg
ME-IWL0003-7	7	30	210	Rose Gold	0.8

Dimensions in mm





Description:

LED Wall Lamp

Main material:

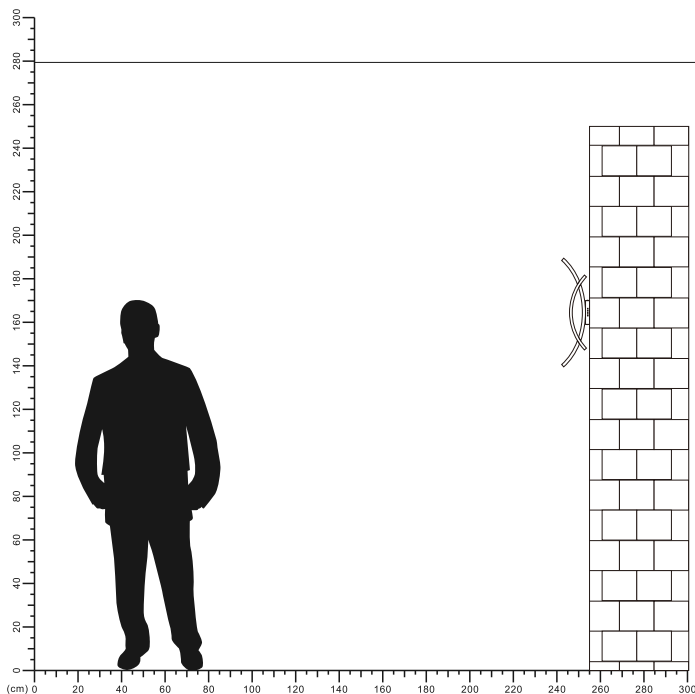
Stainless steel + Silicone

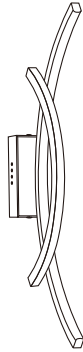
Specification

Spray painting can enhance the surface hardness and wear resistance of the lamp body, provide resistance against oxidation and corrosion, and make the surface smoother.
IP 20

Applications

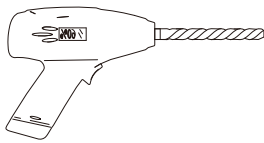
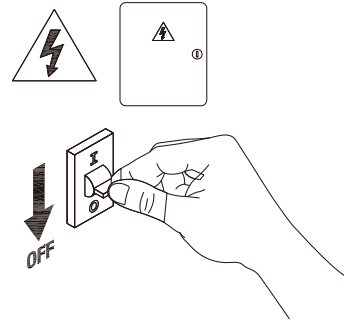
- . Villas
- . Room
- . Communities





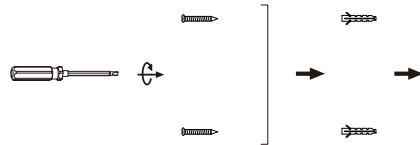
1

Turn off the power



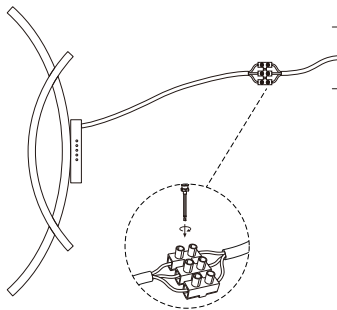
2

Drill two screw holes on the wall



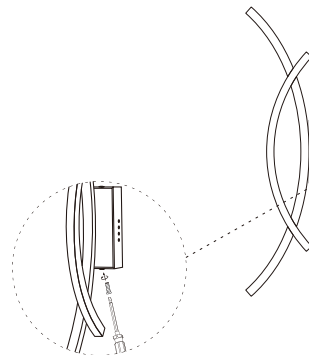
3

Install the base plate



4

Connect cable




5

Installing the lamp body onto the base plate



6

Installation is complete



7

Turn on power

