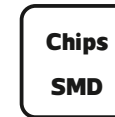
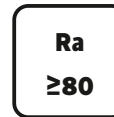


Wall Lamp


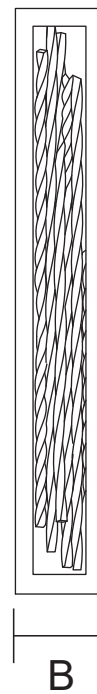
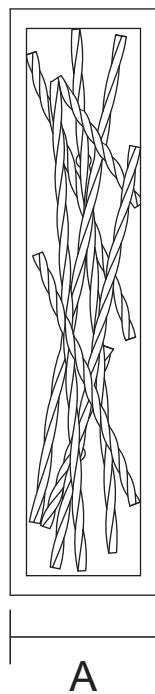
ME-IWL0101-8

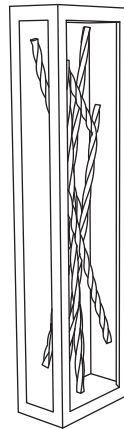
IP20



Model No	P (W)	CCT (K)	Color	Beam angle	Output (lm)	lm/w	Dimensions in mm			
A	B	C								kg
ME-IWL0101-8	8	3000	Black	120°	120	15	150	75	600	1.9

Dimensions in mm





Description:
Wall Lamp

Main material:
Iron+Aluminum+Pc

Specification

Iron forged lamp body, spraying process, fine work, simple and fashionable.

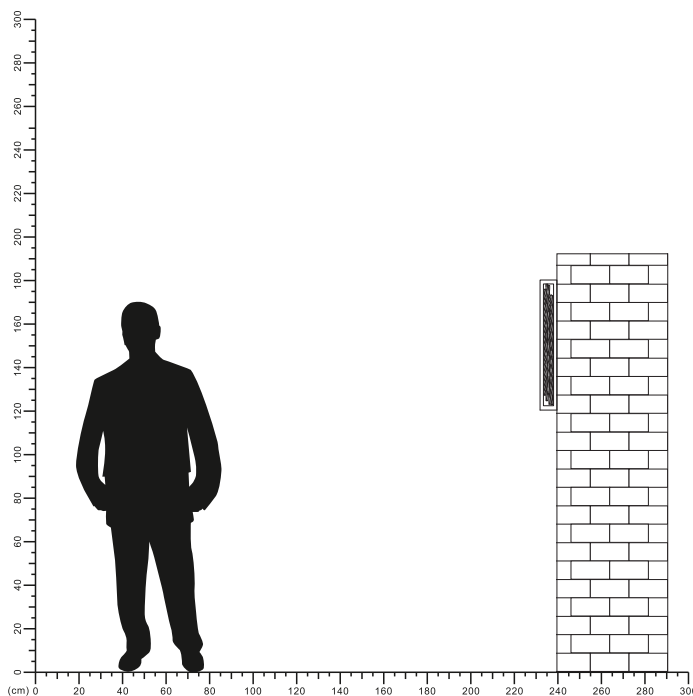
Aluminum frame, waterproof and dustproof, stable and reliable, safe to use.

High light transmission PC material lamp shade, bright and not dazzling, anti-aging, long service life.

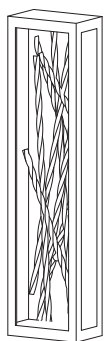
IP20

Applications

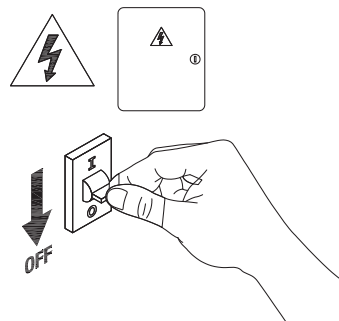
- .Shoping mall
- .Office building
- .exhibition



1

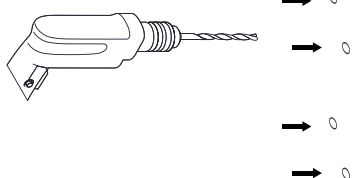


2




Turn off the power

3



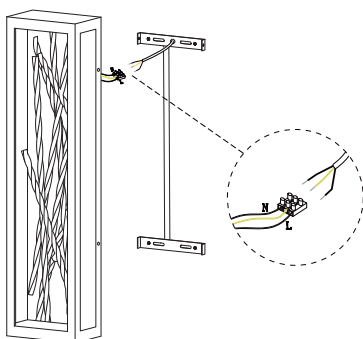
Drill four screw holes on the wall

4



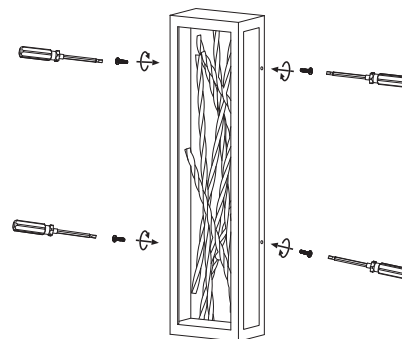
Install the base plate

5



Connect Cable


6



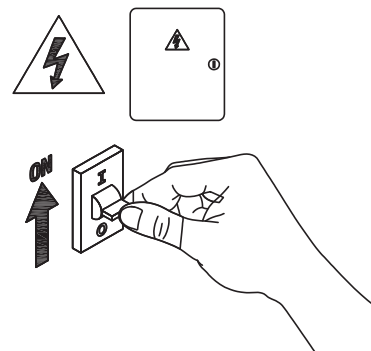
Fix the lamp body

7

Installation completed



8



Turn on power

