

Wall Lamp

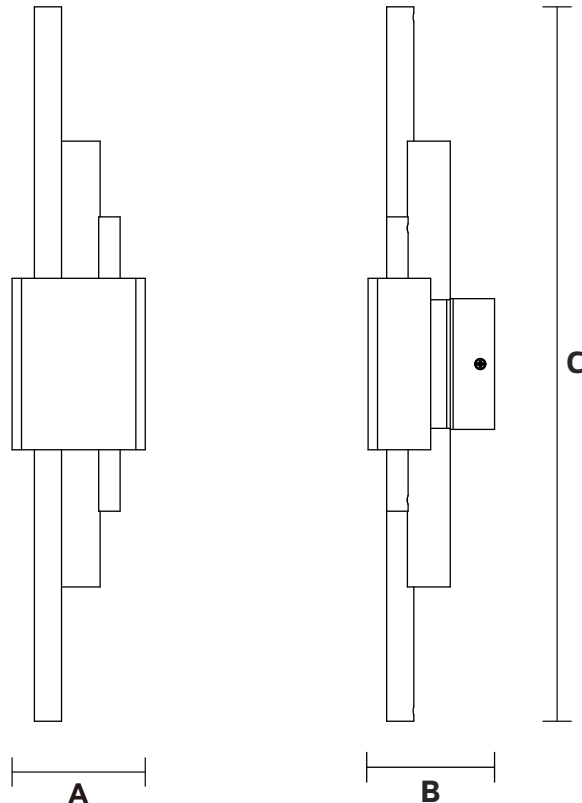
ME-IWLS1603-1

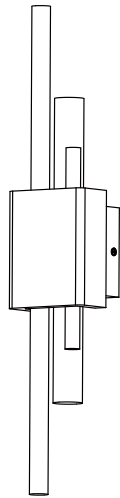

IP20



Model No	Cap Type	Color	Dimensions in mm			kg
			A	B	C	
ME-IWLS1603-1	G9*2	Copper+India green	95	95	650	1.5

Dimensions in mm





Description:
WALL LAMP


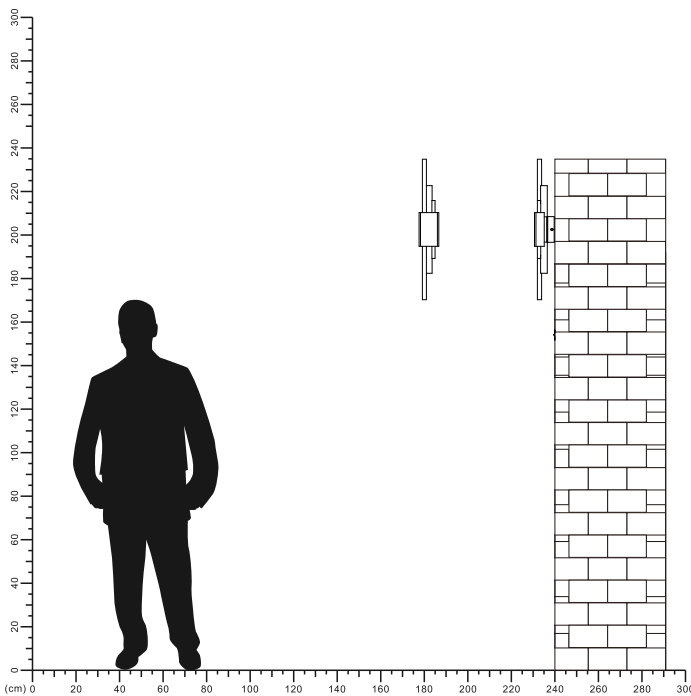
Main material:
Iron+Marble+PMMA

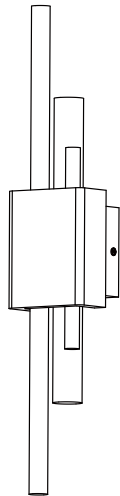
Specification

Iron art electroplated lamp body, anti-corrosion and rust-proof, easy to clean, sturdy and durable.
Carefully selected marble materials, clear texture, delicate texture smooth, steady and firm.
High transmittance PMMA lampshade, the light soft and comfortable.
IP 20

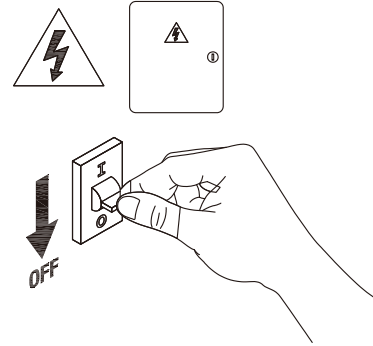
Applications

- . Living room
- . Dining room
- . Bedroom

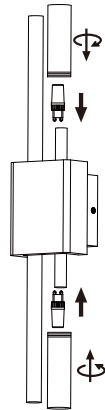




1



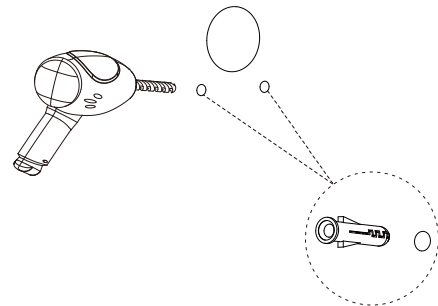
Turn off the power



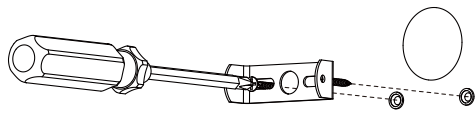
2

Remove the lampshade, first Install G9 bulbs and then again Install lampshade

3

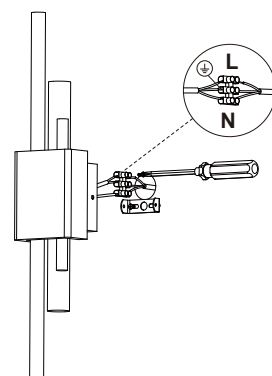


Drill holes in the wall insert expansion screws



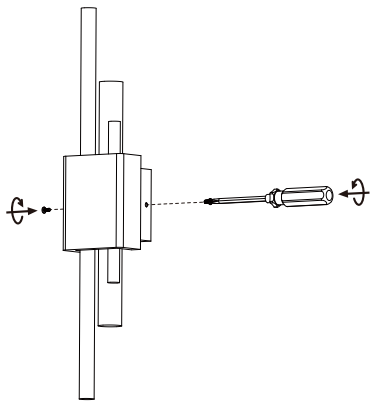
4

Install base plate




5

Connect the cable




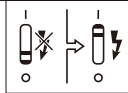
6

Tighten the screws, fixed lamp body



7

Installation completed



8

Turn on the power

