


Wall Lamp

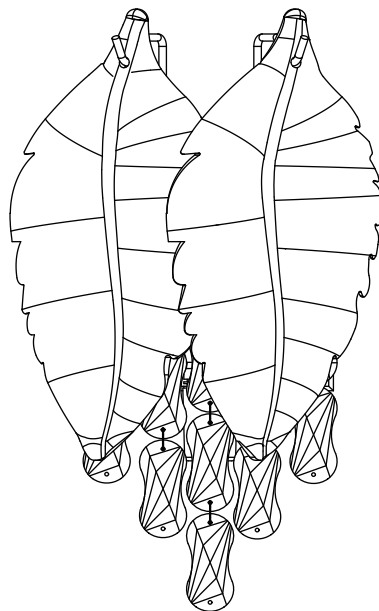
ME-IWLS1802-2

IP20

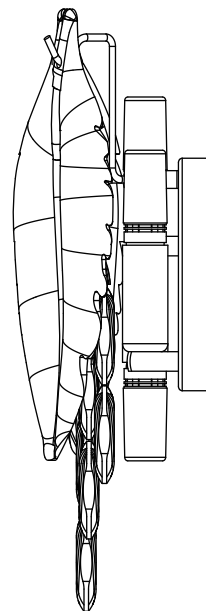


Model No	Cap Type	Color	Dimensions in mm			
			A	B	C	
ME-IWLS1802-2	E14*3	Gold	220	115	350	1.8

Dimensions in mm

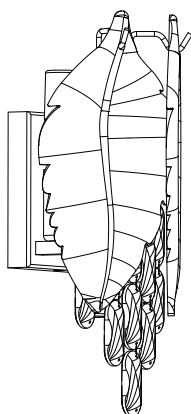


A



B

C



Description:

Wall Lamp

Main material:

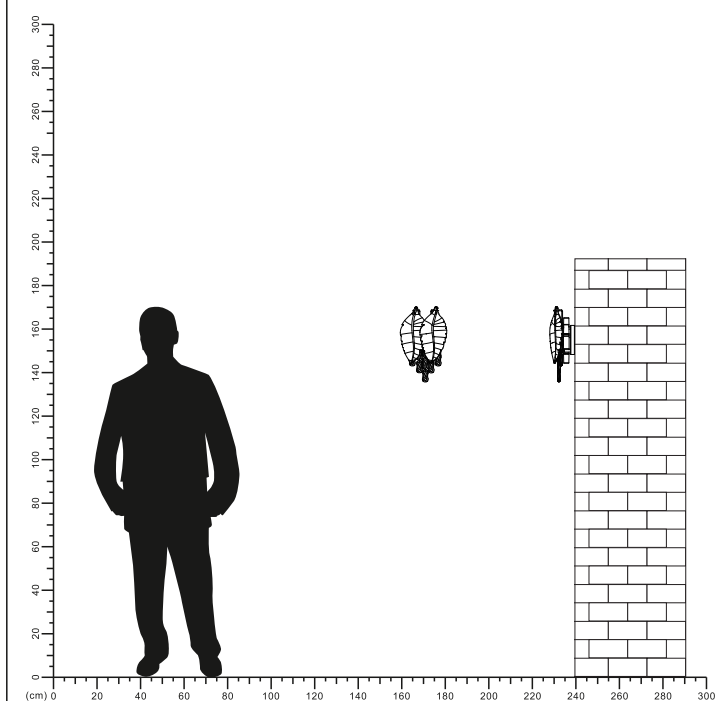
Iron+glass+crystal

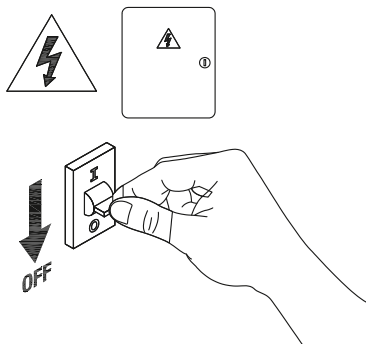
Specification

High quality iron lamp body, electroplating process, long-lasting durability, and strong load-bearing capacity. Handmade glass lampshade, clearly layered, made of high temperature fusion, pure and free of impurities. Selected high-quality crystal, clear and translucent, high refractive index, bright light effect, soft and not dazzling. IP 20

Applications

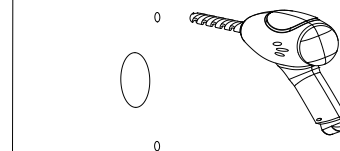
- . Living room
- . dining room
- . bedroom





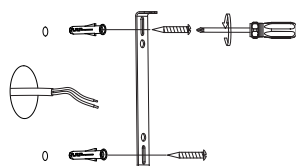
1

Turn off The Power



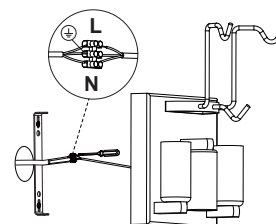
2

Drill two holes in the wall



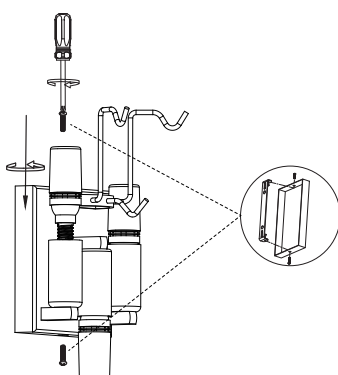
3

Fix the hanging plate



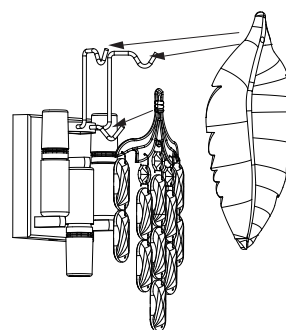
4

Connecting the power cord



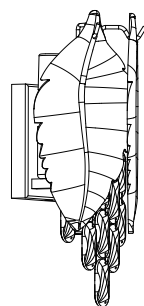
5

Fix the lamp body and Install E14 bulb



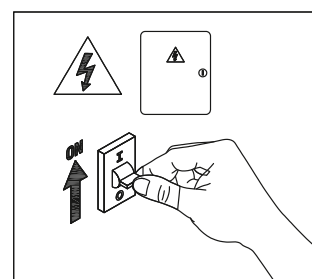
6

Install crystals



7

Installation completed



8

Turn on the power

