

## LED Wall Lamp

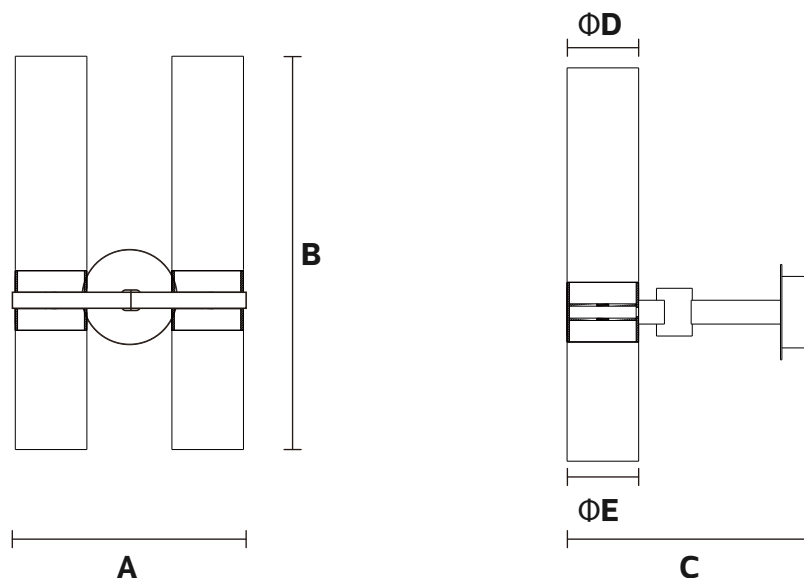
ME2034A

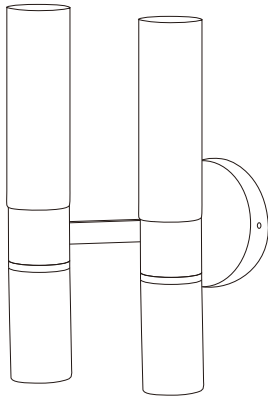
IP20



Item Code	Socket	Dimensions in mm					kg
		A	B	C	D	E	
ME2034A	G9*4	203	337	200	Ø59	Ø56	1.7

### Dimensions in mm





**Description:**  
LED Wall Lamp


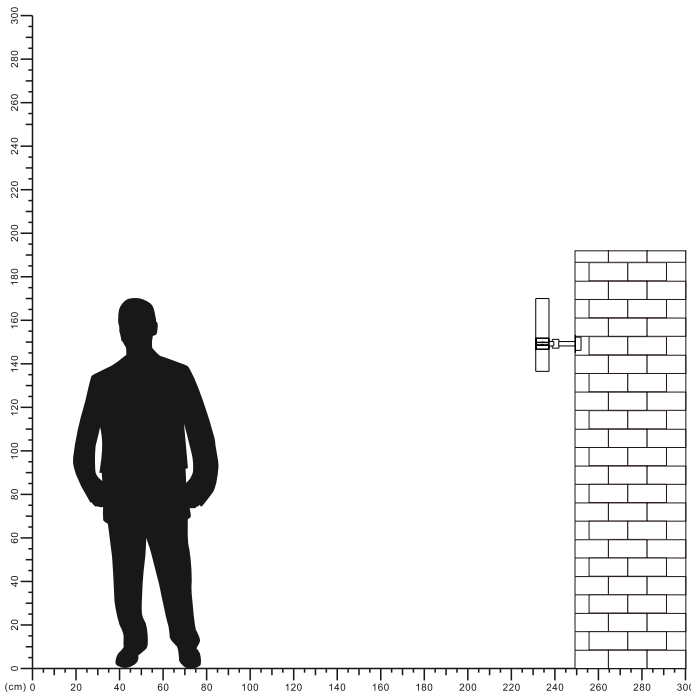
**Main material:**  
Natural stone+Glass+Iron

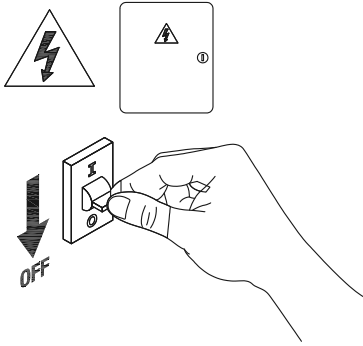
**Specification**

Special tree branch shape appearance, simple but full of personality and creative, randomly match the scene.  
IP20

**Applications**

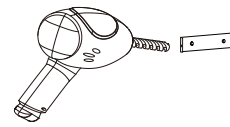
- . Hotel
- . Drawing room
- . Corridor





**1**

**Turn off The Power**



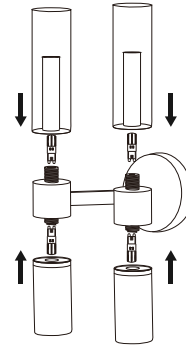
**2**

**Drill 2 holes on the wall**



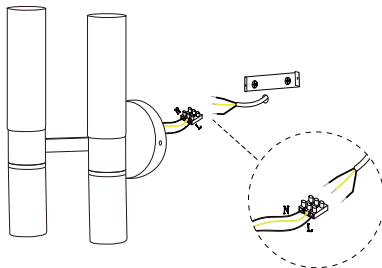
**3**

**Install base plate**



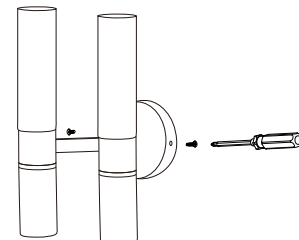
**4**

**Install G9 lamp and fix lampshade**



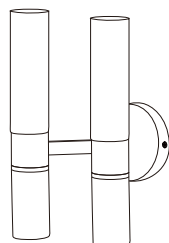
**5**

**connect the cable**




**6**

**Fix the lamp to the wall**



**7**

**Installation completed**



**8**

**Turn on the power**

