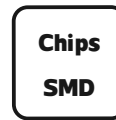
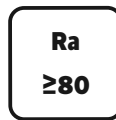


LED Ceiling Lamp

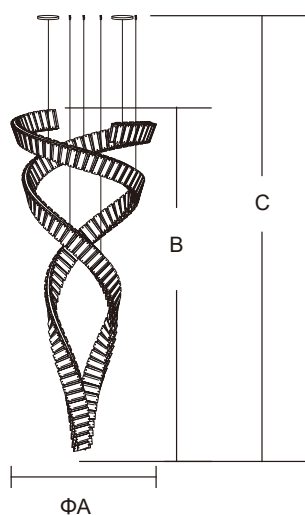
MP60090 Series

IP20

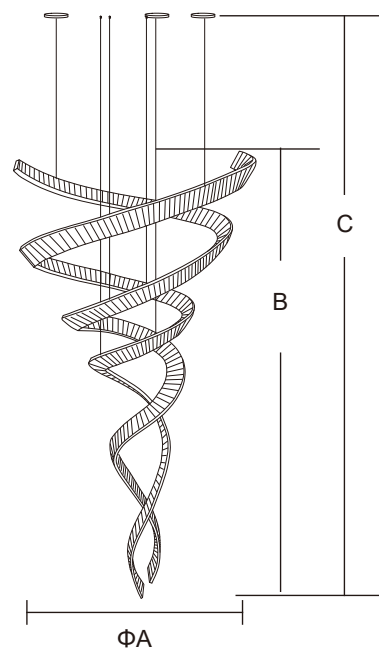


Item Code	P (W)	Output (lm)	CCT (K)	Color	Dimensions in mm A B C			kg
MP60090-D600	37.5Wx2	4125	3000	Chrome	Φ600	1300	4200	21
MP60090-D1100	60Wx2	6960	3000	Chrome	Φ1100	2000	5100	42

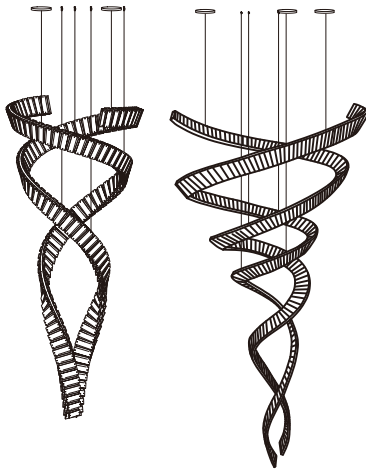
Dimensions in mm



MP60090-D600



MP60090-D1100



Description:
LED Ceiling Lamp


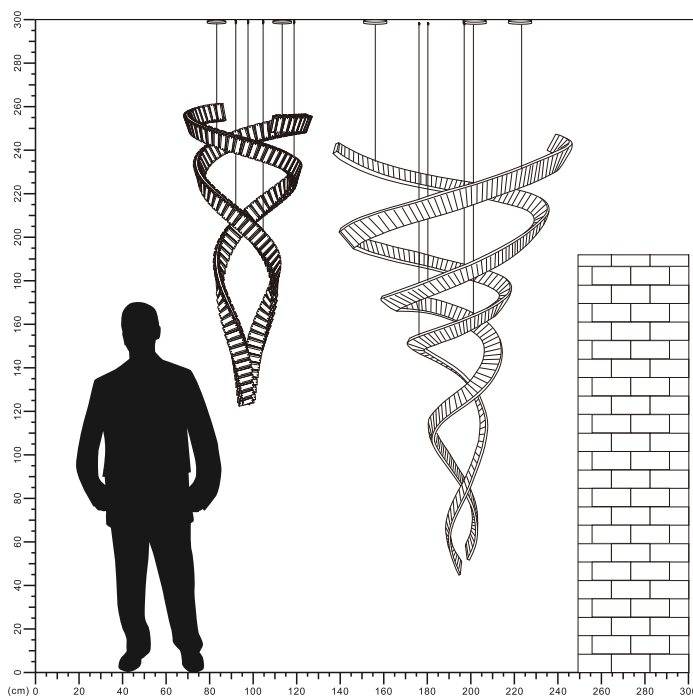
Main material:
Crystal + Stainless steel

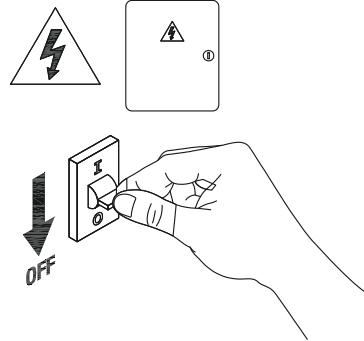
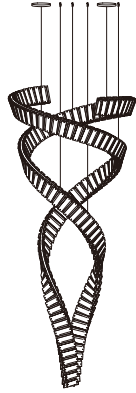
Specification

Special tree branch shape appearance, simple but full of personality and creative, randomly match the scene.
IP20

Applications

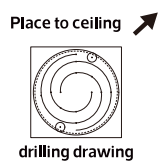
- . Hotel
- . Drawing room
- . Corridor



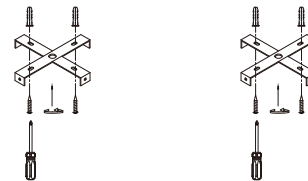


1

Turn off The Power

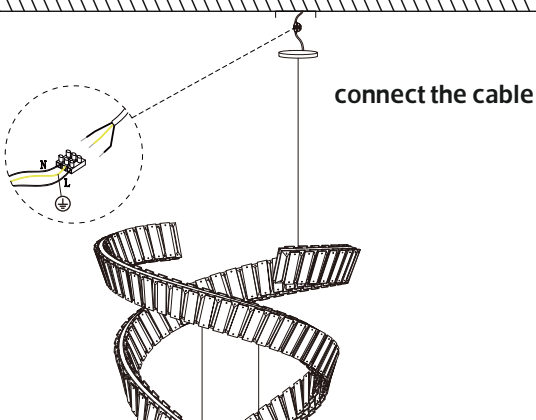


2 Place the drilling drawing to the ceiling first and drill the holes according to the positioning of the drawing, after drilling, remove the drilling drawing paper, then fix the ceiling screw.



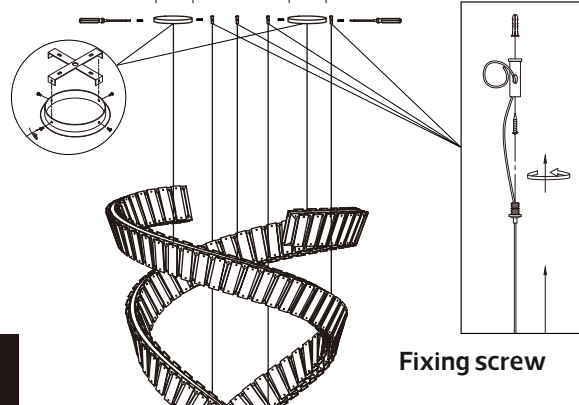
3

Install base plate



4

connect the cable



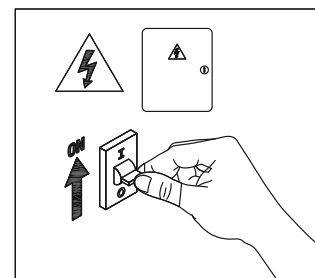
5

Fixing screw



6

Installation completed



7

Turn on the power

