

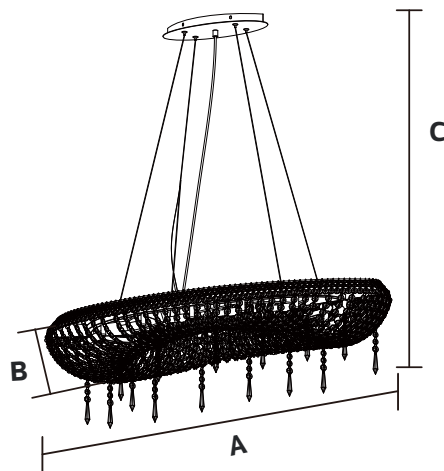
LED Ceiling Lamp

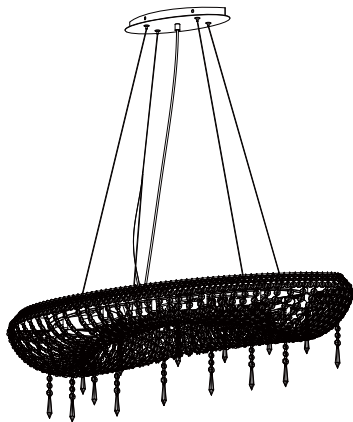
ME-ICLS0007-12 ME-ICLS0008-12
IP20



Model No	Cap Type	Color	Dimensions in mm			
			A	B	C	
ME-ICLS0007-12	G9*12(Max.12W)	Chrome	1020	400	1500	6.6
ME-ICLS0008-12	G9*20(Max.12W)	Chrome	1600	620	1500	13.8

Dimensions in mm





Description:
LED Ceiling Lamp

Main material:
Stainless steel + iron + crystal

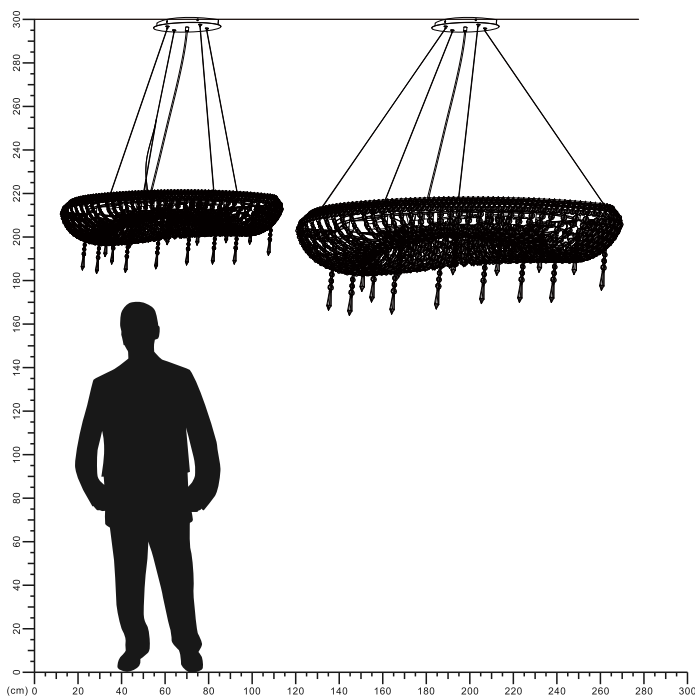
Specification


Special tree branch shape appearance, simple but full of personality and creative, randomly match the scene.

IP 20

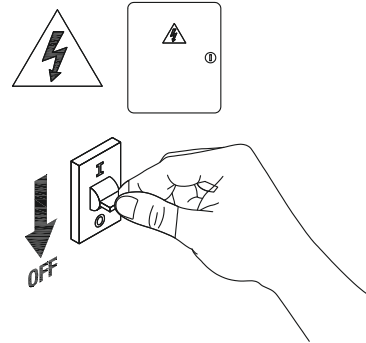
Applications

- . living room
- . dining room
- . bedroom



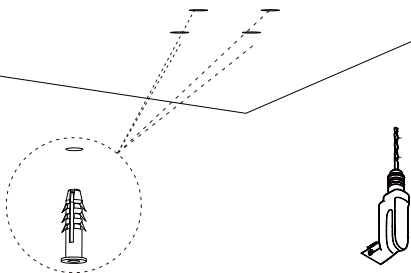


Install the G9 light source



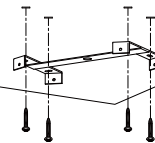
1

Turn off The Power



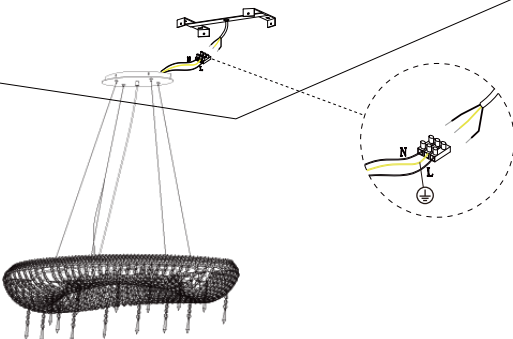
2

Drill holes in the wall insert expansion screws



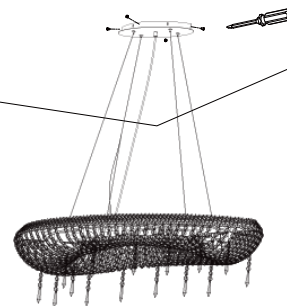
3

Fixing ceiling screw



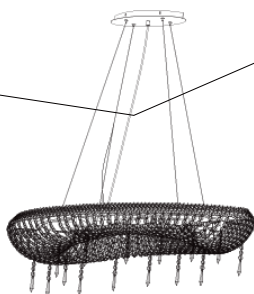
4

connect the cable



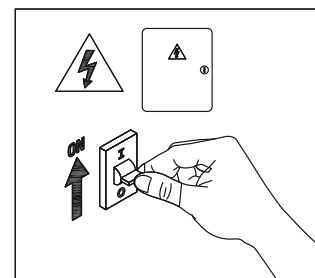
5

Install the ceiling lamp on the base plate



6

After installation, the length of the wire can be adjusted according to the floor height



7

Turn on the power

