

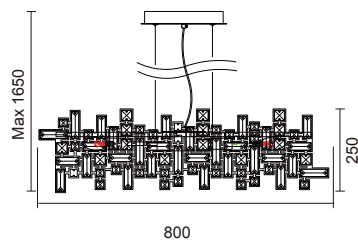
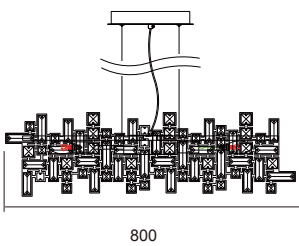
## Ceiling Lamp

ME-ICL1502-1  
ME-ICL1503-1  
IP20

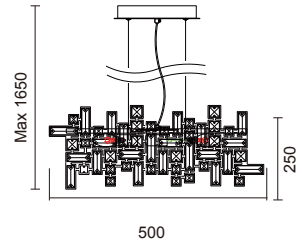
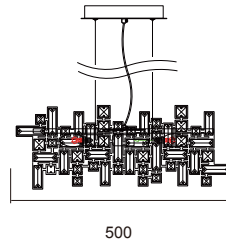


Model No	Cap Type	Color	Size(mm)	kg
ME-ICL1502-1	E14*8	Chrome	500*500*Max1650	10
ME-ICL1503-1	E14*16	Chrome	500*500*Max1650	15

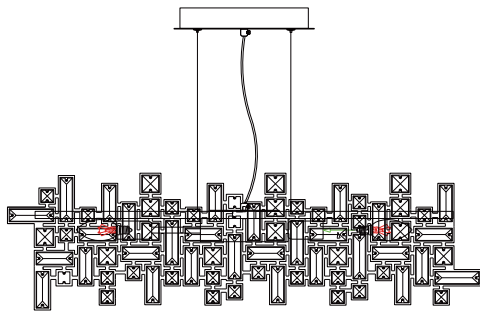
### Dimensions in mm



ME-ICL1503-1



ME-ICL1502-1



**Description:**

Ceiling Lamp

**Main material:**

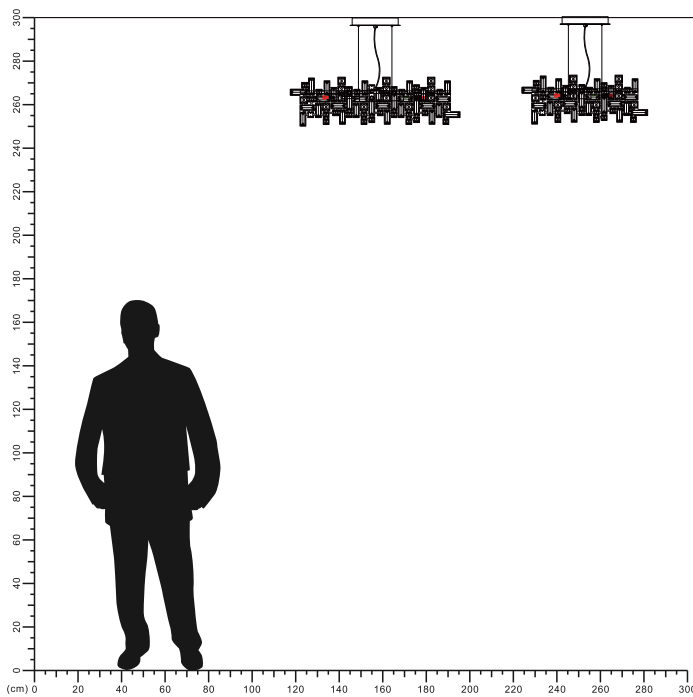
Stainless steel + Glass

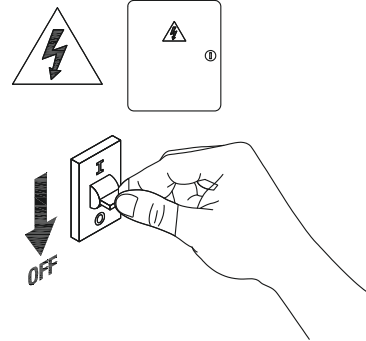
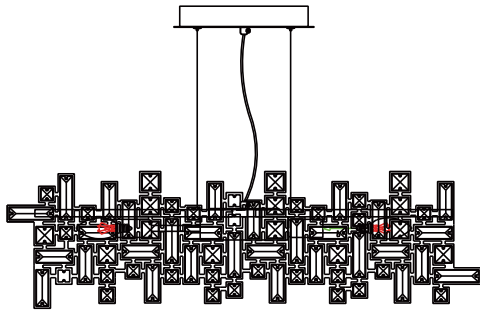
**Specification**

Protection from corrosion: Iron surfaces are prone to rust and corrosion when exposed to moisture and other environmental factors. Spray painting provides a protective layer that helps prevent corrosion and prolongs the lifespan of the material. IP 20

**Applications**

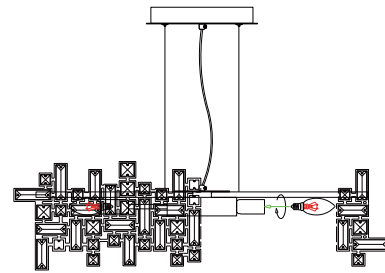
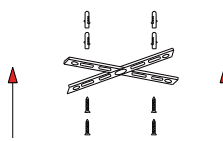
- . Hotel
- . Drawing room
- . Corridor





**1**

**Turn off The Power**

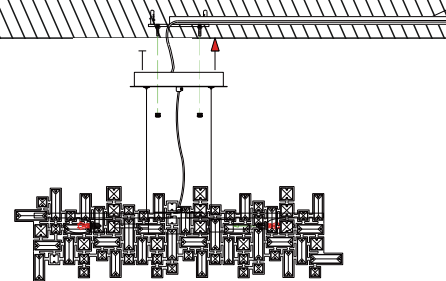
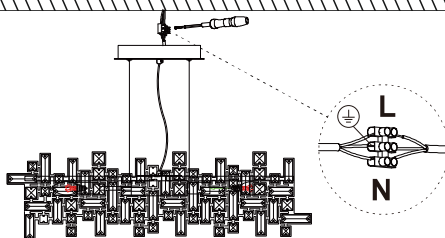


**2**

**Drill 2 holes on your ceiling and  
Fixing ceiling screw**

**3**

**Install E14 bulbs**

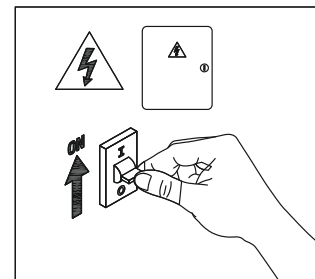
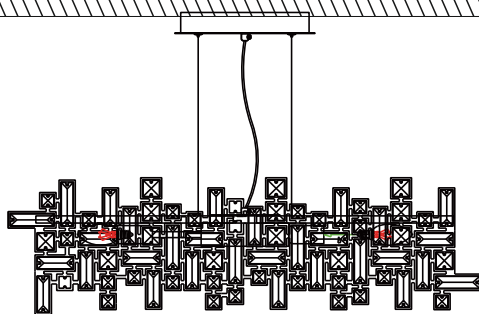


**4**

**Connect the cable**

**5**

**Fixing the screw**



**6**

**Installation completed**

**7**

**Turn on the power**

