
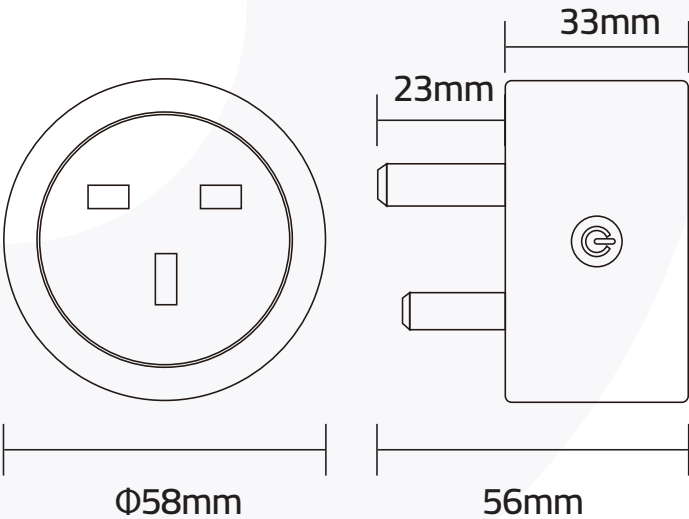


Wi-Fi Smart Socket



Item Code	Rated Voltage	Rated Current	AC Frequency	Communication method	Material	
MS-SP101-W-WH	100-250V	10A 16A (MAX)	50-60 Hz	IEEE 802.11+B20 H31 b/g/h 2.4GHz	ABS+PC	0.1

Dimensions in mm



Register

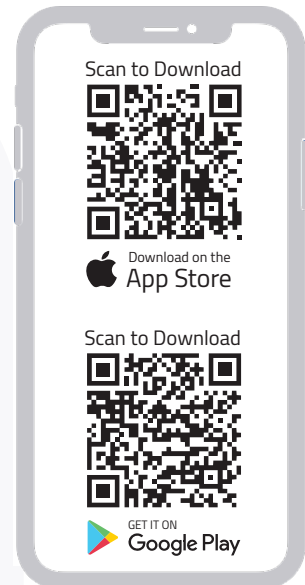
Step 1

Scan the QR code below, Download "Meshkatech" app.

Register

If you already have an account, choose "Register with an existing account" and go to the Login page.

- 1 The system will automatically determine the current Country/Region you are in. Or you can Choose it yourself.
- 2 Enter your Mobile number/E-mail and password.
 - Log in to a Third-party Social account.
 - If you download QQ on your phone, you can click on the QQ symbol in the Login page.
 - If you are using an iPhone, you can also log in with your Apple ID.




This socket is a 10A/16A Wifi smart socket, using the Meshkatech smart solution.

- 1 Wi-Fi connection, remote control by mobile App.
- 2 Support smart audio voice control such as Tmall Genie.
- 3 Mobile phone time delay switch.
- 4 Real-time feedback of status, keep an eye on the status of the socket at home at any time.
- 5 The whole house intelligent equipment scene linkage automatically execute the scene mode.
- 6 The whole family shares the equipment, multiple users can view at the same time.
- 7 Can be used for electrical appliances with power below 2200W/3520W.
- 8 Imported fire retardant materials, safe and reliable.

Step 1

Add Device via App.
Download the Meshkatech App and register an account.



Step 2

Click "Add Device" or select the "+" sign in the upper right corner to add a device.



Step 3

Select the socket (Wi-Fi) in the electrician item.



Step 4

Confirm that the Indicator light on the socket is flashing quickly, click on "Confirm that the indicator light is flashing quickly"



Step 5

Enter the Wi-Fi Password at home.



Step 6

Wait for the connection to be successful, Click OK.



Step 7

Successful connection, start Meshkatech.



Maybe the device is "Offline" on App, for the device needs 1 minute to connect to your router and server. When the LED on, the device is "Online", if App shows still "Offline", please close App and re-open.

Access intelligent speaker

About access amazon echo, Google Home, Please refer to the instructions in the App.

App features

1 Wi-Fi remote control and device state

Turn on/off by tapping on device icon.

Device state always simultaneous display on App.

2 Share Control

The owner can share the devices to other "Meshkatech" accounts. While sharing devices, both should stay online on "Meshkatech". Because if the account you want to share is not online, he/she will not receive the invitation message.