

LED Emergency Ceiling Lamp

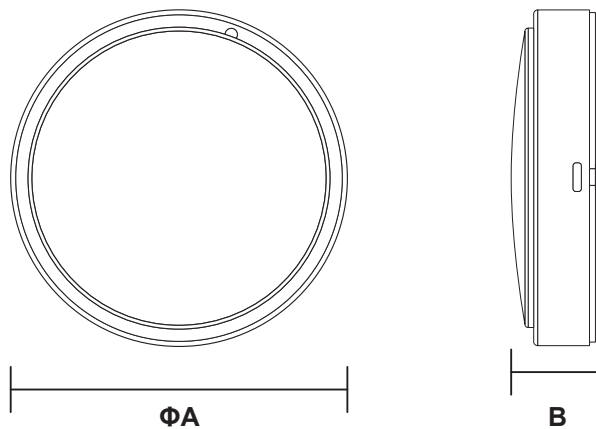
NR-EM106S-15W-3H-6500K-IP65
IP65



Outdoor 	AC 220-240V	50/60 Hz	PF ≥0.5	CCT 6500K	Ra ≥80	IP65	Beam Angel 120°	Charging Time ≤24h	Chips SMD	
-------------	----------------	-------------	------------	--------------	-----------	------	-----------------------	--------------------------	--------------	--

Item Code	P(W)	Total Lumen	Battery	Emergency Duration	Dimensions in mm A	B	
NR-EM106S-15W-3H-6500K-IP65	15	900	LFP 2 Pcs 6.4V/1.5Ah	≥3h	220	61	0.72

Dimensions in mm

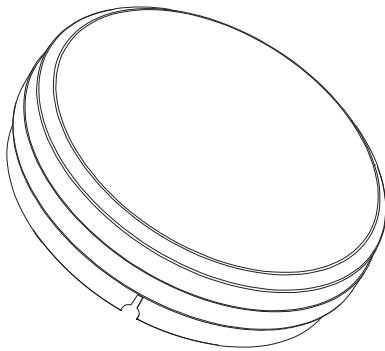




Milky white PC plastic, good light transmission performance, strong luminous effect



Hidden installation accessories, beautiful and generous good-looking



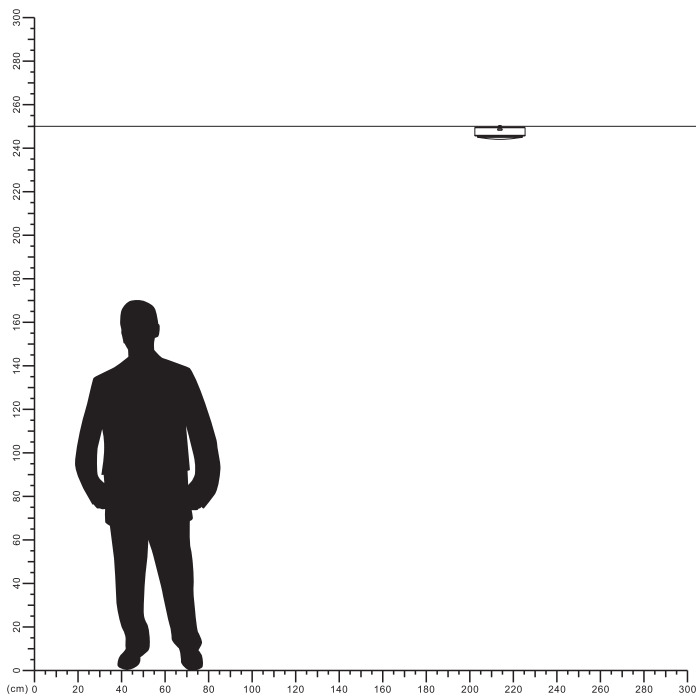
Description:
LED Emergency Ceiling Lamp

Main material:
Engineering plastic

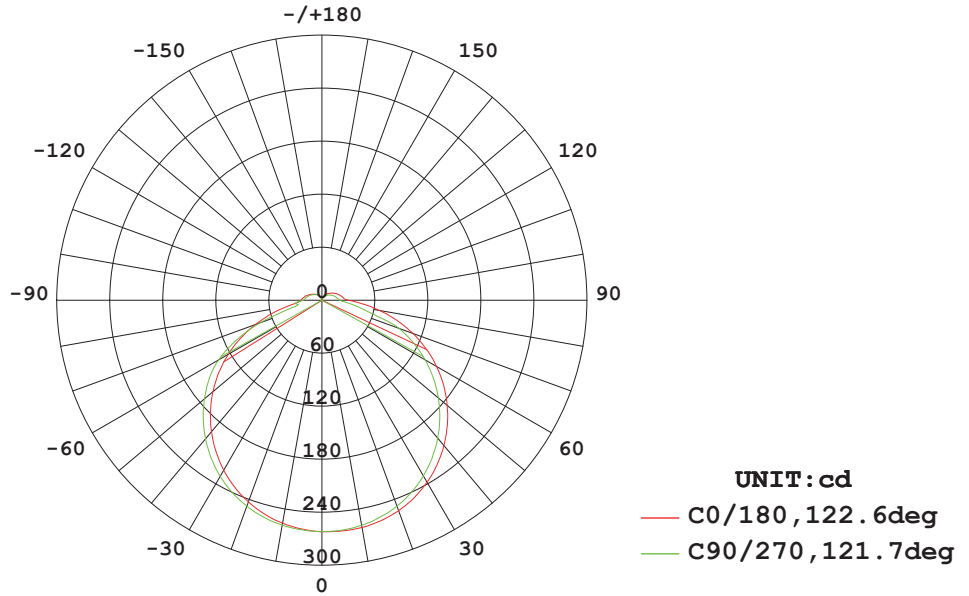
Specification
Emergency ceiling lamp, can be use the built-in battery as emergency lighting.
Charging time ≤ 24 hours, use battery emergency lighting time ≥ 3 hours.
IP65

Applications

- . Factory
- . Warehouse
- . Corridor
- . Balcony



LUMINOUS INTENSITY DISTRIBUTION DIAGRAM



AVERAGE BEAM ANGLE (50%) : 122.1 DEG

Illuminance at a Distance

