

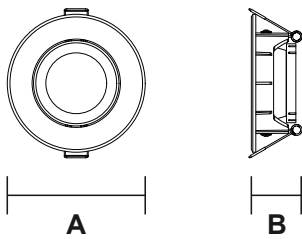
Lamp Frame

NR-FR107 Series
IP20

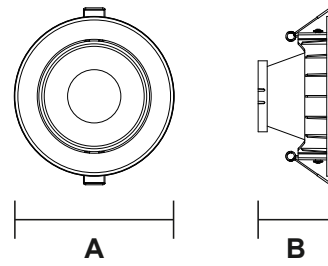


Item Code	Match Lamp	Color	Dimensions in mm		Hole Size (mm)	kg
			A	B		
NR-FR107-70	GU10	Black/White	φ93	40	φ75	0.04
NR-FR107-100-ANTI	GU10	Black/White	φ120	55	φ100	0.06
NR-FR107-140-ANTI	AR111	Black/White	φ160	45	φ140	1.05
NR-FR107-140-MR16-ANTI	GU10	Black/White	φ160	70	φ140	1.05

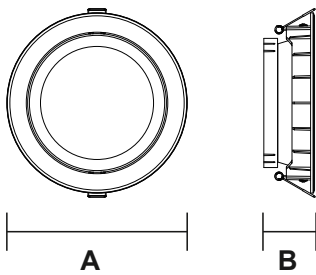
Dimensions in mm



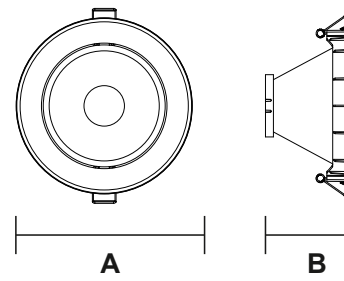
NR-FR107-70



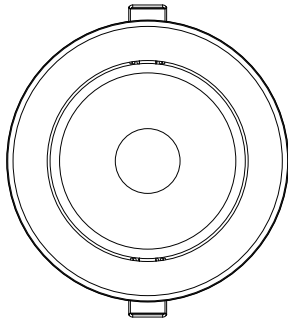
NR-FR107-100-ANTI



NR-FR107-140-ANTI



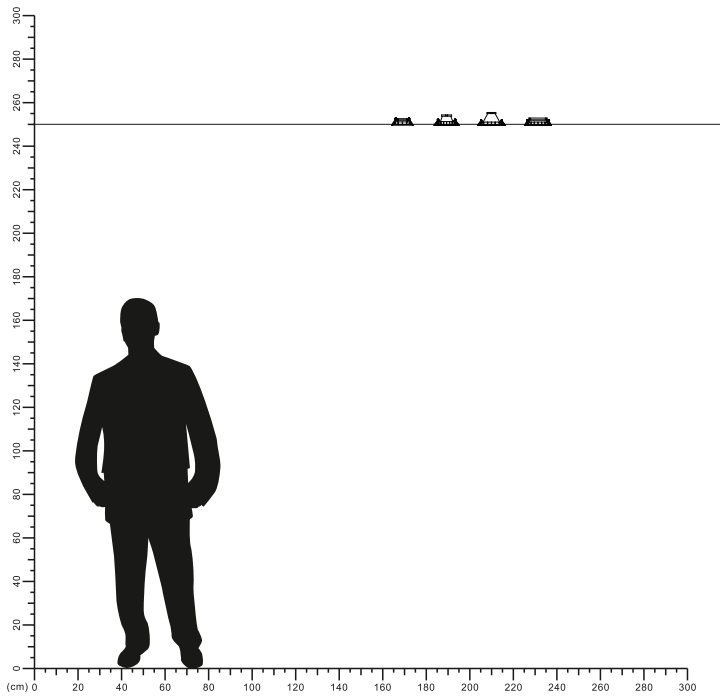
NR-FR107-140-MR16-ANTI

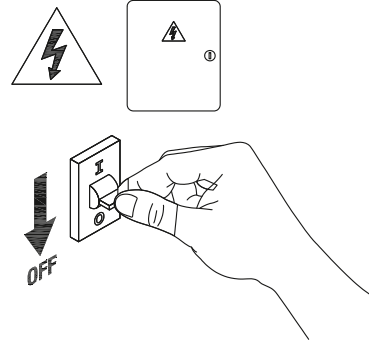
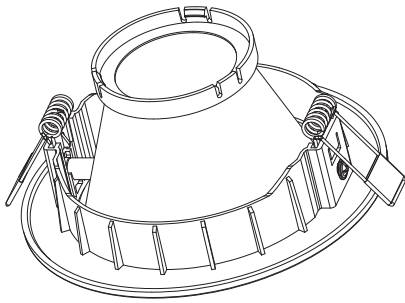


Description:
NR-FR107 Series

Main material:
PC plastics

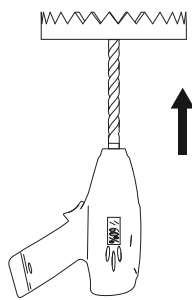
Applications
 . Shoping mall
 . Office buildings
 . Exhibition hall





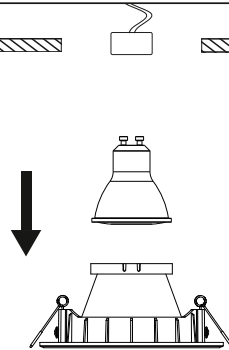
1

Turn off The Power



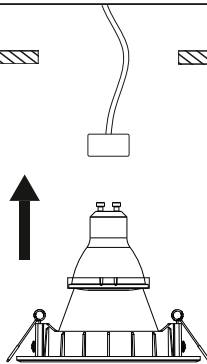
2

Cut a hole in the ceiling



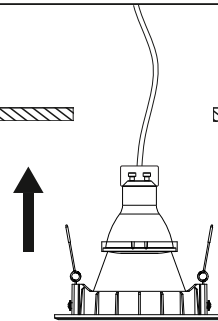
3

Snap the LED cup into the outer ring



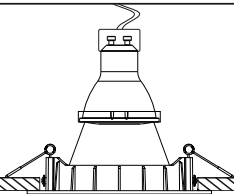
4

Snap the LED cup into the Lamp cup base



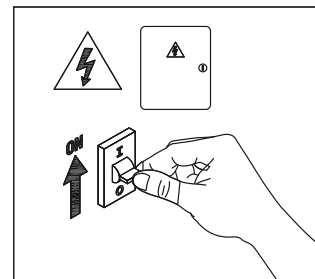
5

Buckle automatically fall down



6

installaion is complete



7

Turn on the power

