


GX53 Frame

NR-MZ101-GX53 Series
IP20

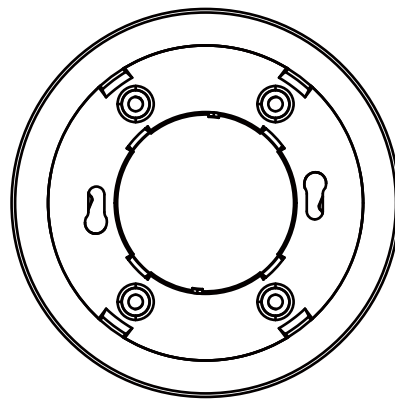


Item Code	Cap Type	Color	Dimensions in mm A B		kg
NR-MZ101-GX53-WH	GX53*1(Max Size: 75mm)	White	Φ95	70	0.21
NR-MZ101-GX53-BK	GX53*1(Max Size: 75mm)	Black	Φ95	70	0.21

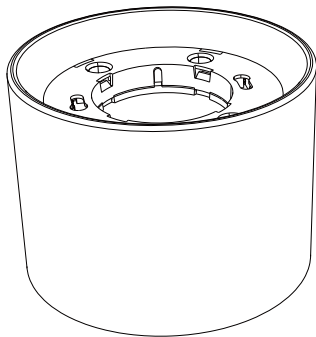
Dimensions in mm



B



ΦA



Description:

GX53 Frame

Main material:

Iron

Specification

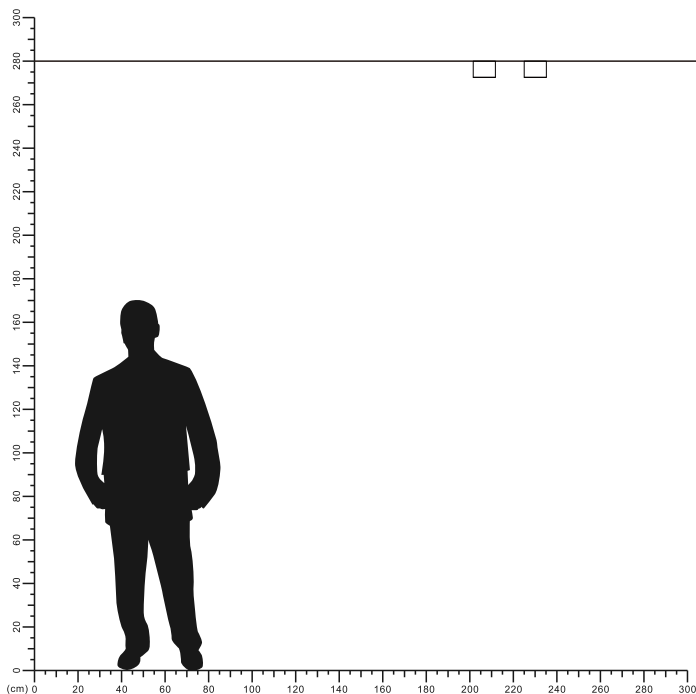
Corrosion resistance: Surface treatment effectively prevents oxidation and rusting of iron, thereby extending its lifespan.

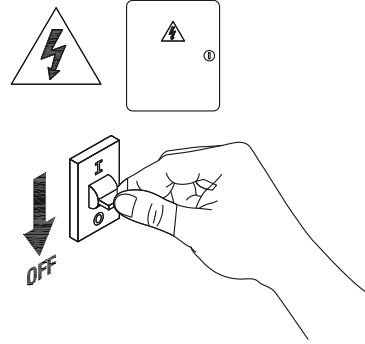
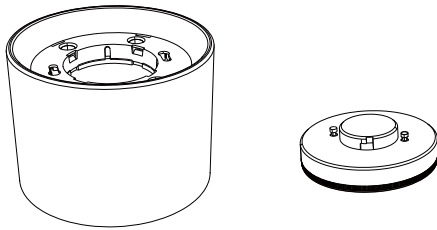
Enhanced wear resistance: Surface treatment makes iron products more resistant to wear, reducing the loss caused by friction.

IP20

Applications

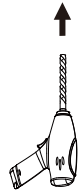
- . Shopping mall
- . Office buildings
- . Exhibition hall





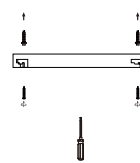
1

Turn off The Power



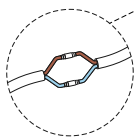
2

Drill 2 holes in the ceiling according to the holes in the bottom plate



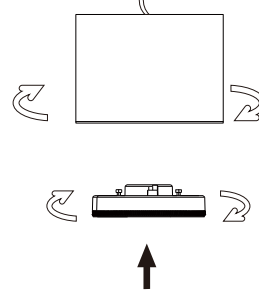
3

Install base plate



4

connect the cable



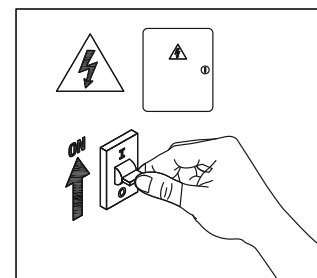
5

After installing the lamp body, install the GX53 light source



6

Installation completed



7

Turn on the power

