


LAWN LAMP HOUSING


NR-OLLS1751-1-BK

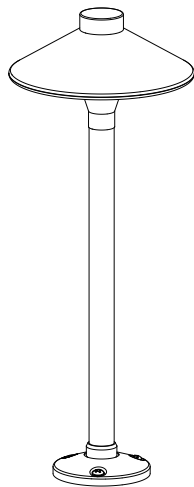
IP65



Model No	Cap Type	Color	Dimensions in mm		
			A	B	
NR-OLLS1751-1-BK	G9*1(Max Size Φ22 mm)	Black	Φ170	436	0.5

Dimensions in mm





Description:
Lawn Lamp Housing

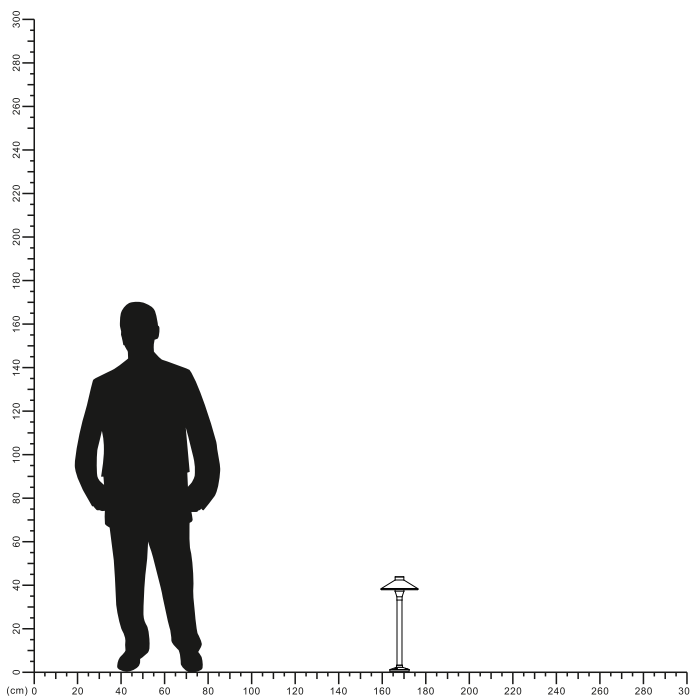
Main material:
Aluminium+Acrylic

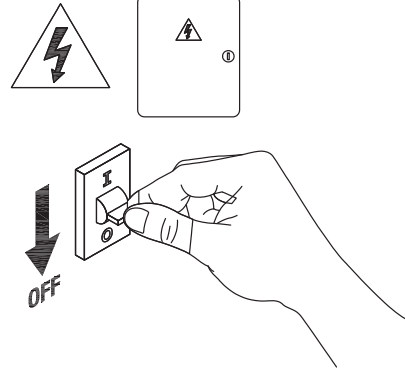
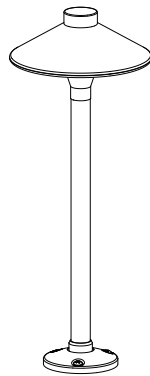
Specification
Die-cast aluminum lamp body, waterproof and rust-proof, strong and stable.
Milky white acrylic lampshade, sturdy and durable, more textured to transmit light.

IP 65

Applications

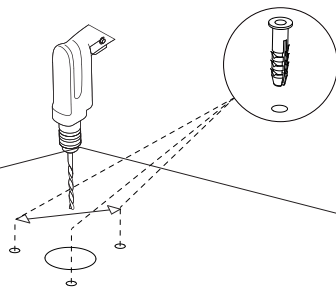
- . Garden
- . Square
- . Community
- . Scenic spot





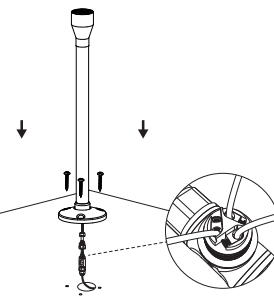
1

Turn off the power



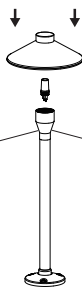
2

Drill three holes in the ground and insert expansion screws



3

Wiring with waterproof terminals and fix the lamp body to the ground



4

Install the G9 LED lamp and Cover.



5

Installation is completed.



6

Turn on the power

