


LED Human sensing footlights

Model No:NR-ORWL0001-2

Item Code:NR-QJD-2W-IR

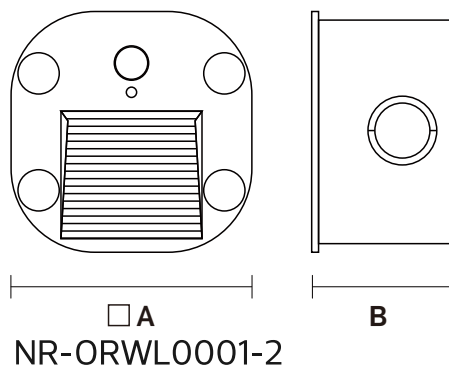
IP65




Outdoor	AC 220-240V	50/60 Hz	CCT 3000K	Ra ≥80	Detection Angle 70°	Delay time 30S	IP65	Chips COB	
---------	----------------	-------------	--------------	-----------	---------------------------	----------------------	------	--------------	--

Item Code	P (W)	Output (lm)	Sensing distance	Color	lm/w	Dimensions in mm A	Dimensions in mm B	Hole Size (mm)	kg
NR-QJD-2W-IR	2	65	1.5-2.5m	Black	32.5	□ 70	30	65x58	0.15

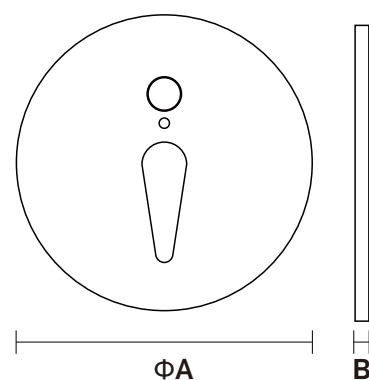
Dimensions in mm



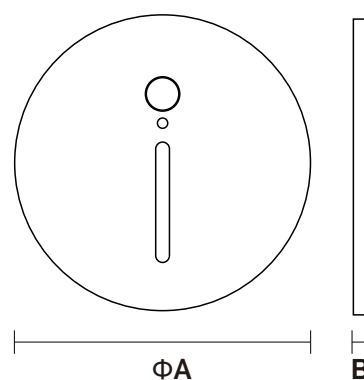
Accessories

Item Code	Color	Dimensions in mm		 kg
		A	B	
NR-QJD-FRAME-B-SQ-BK	Black	□86	3	0.01
NR-QJD-FRAME-A-SQ-GD	Golden	□86	3	0.01
NR-QJD-FRAME-B-GR	Gray	Φ86	3	0.01
NR-QJD-FRAME-C-SL	Silver	Φ86	3	0.01

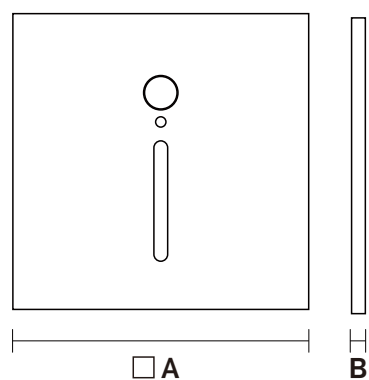
Dimensions in mm



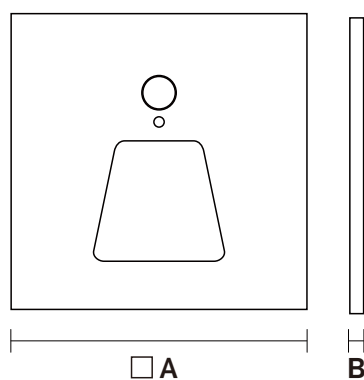
NR-QJD-FRAME-C-SL



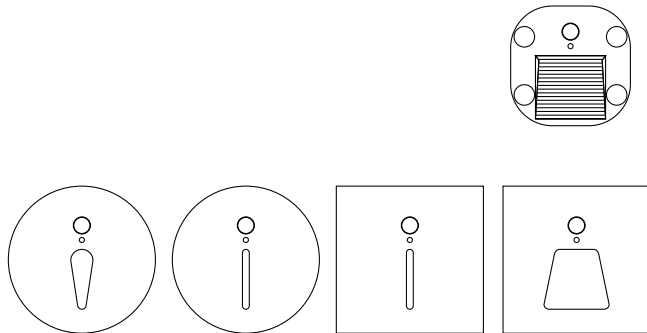
NR-QJD-FRAME-B-GR



NR-QJD-FRAME-B-SQ-BK



NR-QJD-FRAME-A-SQ-GD



Description:

LED Human sensing footlights

Main material:


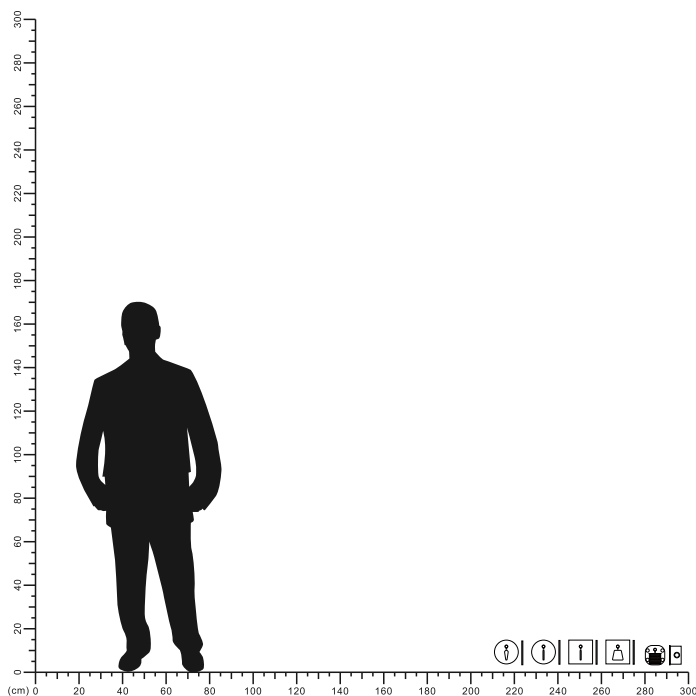
Aluminum+Glass

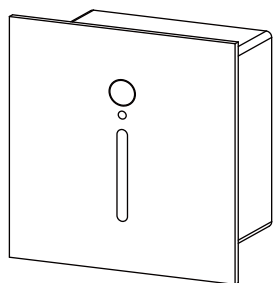
Specification

The lamp is made of high-quality materials and advanced manufacturing processes, with excellent waterproof, moisture-proof, and dust-proof performance, making it safe to use in rainy, snowy, and humid environments. At the same time, the product adopts exquisite appearance design and can choose from a variety of styles and lighting effects, making your outdoor space more full of vitality.

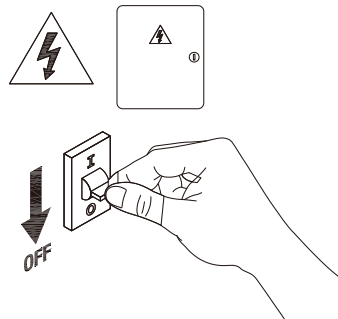
Applications

- . Bedroom
- . Living room
- . Stairs



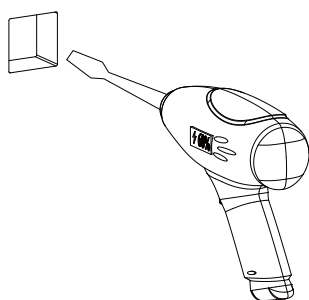


1



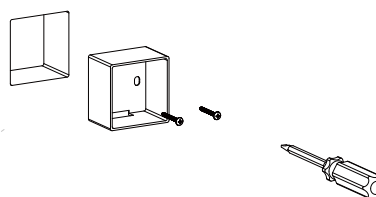
2

Turn off the power



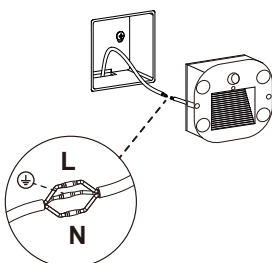
3

Drill a holes on your wall




4

Fixing the base box



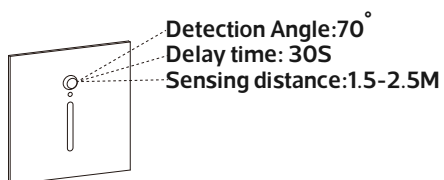
5

Connect the cable




6

Mounting face cover



7

Installation completed



8

Turn on power

