


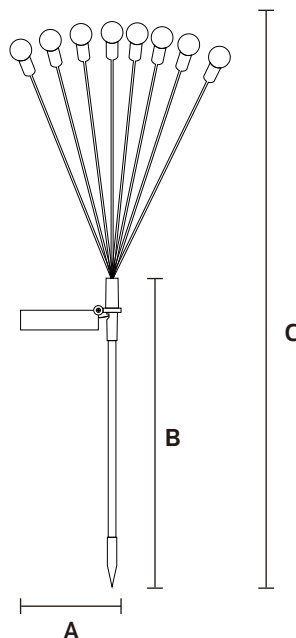
## LED SOLAR LAWN LAMP

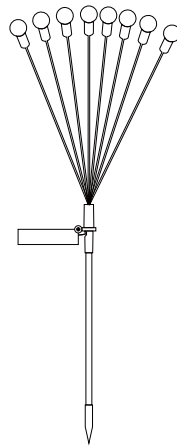
NR-RHQ-8T-0.3W Series  
IP65



Item Code	P(W)	Charging rate	Working hours	CCT(K)	Dimensions in mm			kg
					A	B	C	
NR-RHQ-8T-RGB	0.3	1W	About 8-10h on full charge	RGB	114	360	650	0.15
NR-RHQ-8T-0.3W-3000K	0.3	1W	About 8-10h on full charge	3000	114	360	650	0.15

### Dimensions in mm




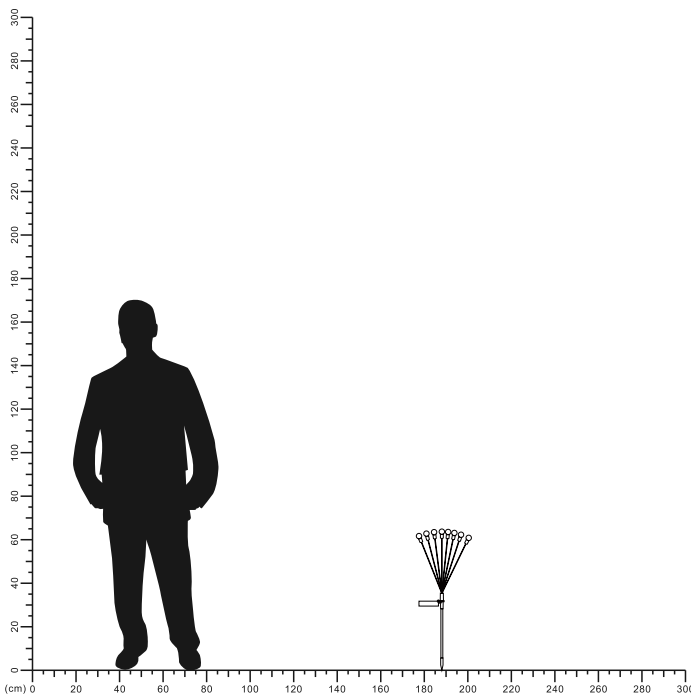


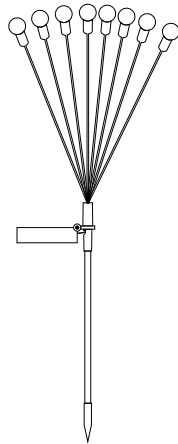
**Description:**  
LED SOLAR LAWN LAMP

**Main material:**  
ABS+Stainless steel+PVC

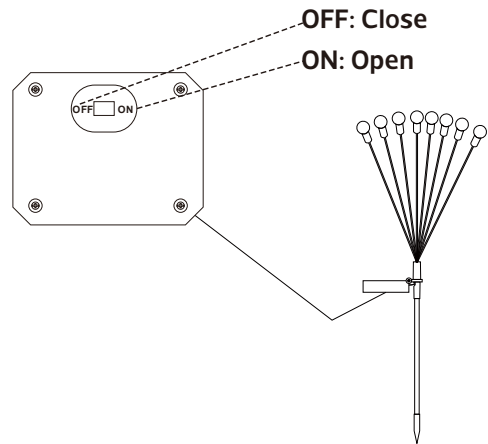
**Specification**  
Energy saving, up to 85% energy saving comparing to standard halogen and incandescent lamps High quality light, high color rendering, less heat, no UV or IR radiation  
LED driver is included  
IP 65

**Applications**  
. Park  
. Square  
. Garden



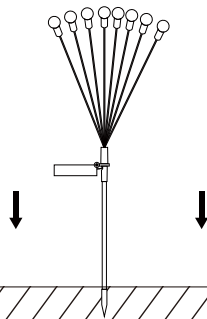


1



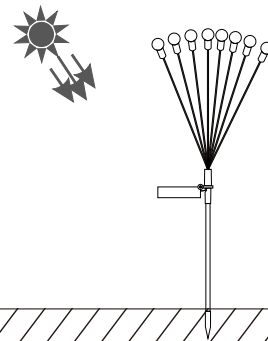
2

Turn the switch to the on position



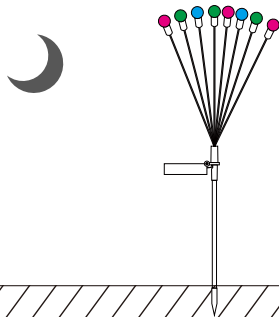
3

Insert the lamp body into the ground



4

Keep the solar panel towards the sun to ensure



5

Pushing the button to ON will automatically light up at night

