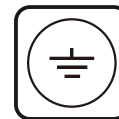


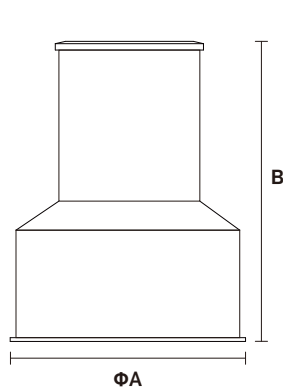
Lamp Accessories

NR-UL103-MR11 Series
IP67

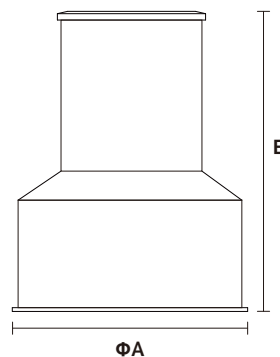
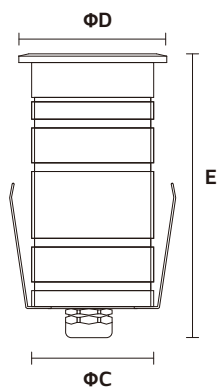


Item Code	Socket	Color	Lamp Type	Dimensions in mm					Hole Size (mm)	kg
				A	B	C	D	E		
NR-UL103-MR11	GU10*1	Black	MR11	Φ81	103	Φ41	Φ52	97	Φ82	0.25
NR-UL103-MR11-SQ	GU10*1	Black	MR11	Φ81	103	Φ41	□52	97	Φ82	0.25

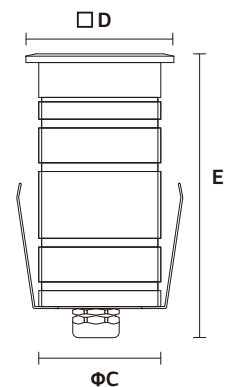
Dimensions in mm

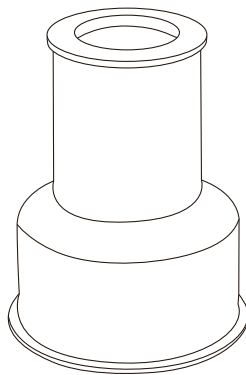


Item Code: NR-UL103-MR11



Item Code: NR-UL103-MR11-SQ





Description:
Lamp Accessories


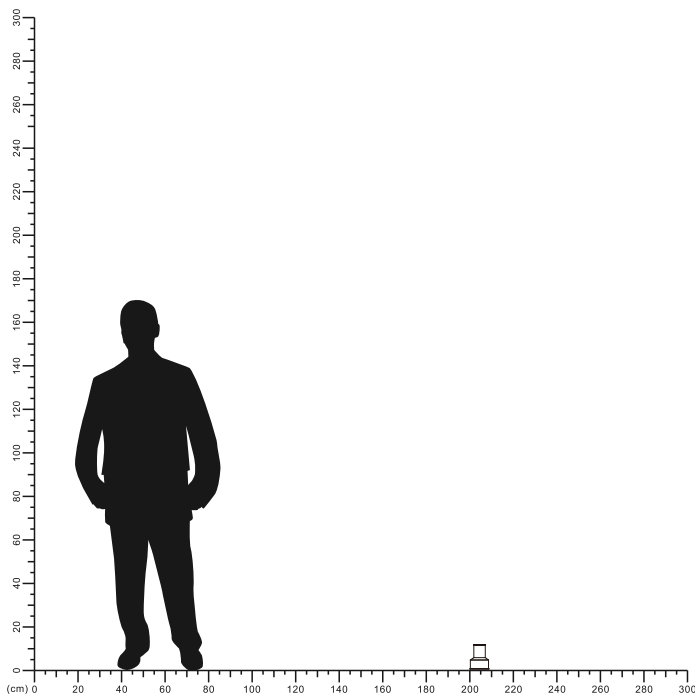
Main material:
Aluminum+Glass+304 stainless steel

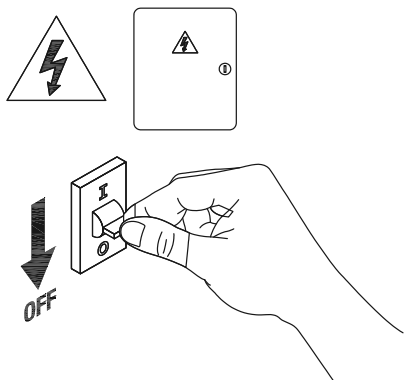
Specification

1. Fashionable simplicity: Classic modernist design, simple and generous lamp body, suitable for various decoration styles.
2. Texture material: Adopt high-quality materials, the surface is processed by special technology, which has texture and is easy to clean.
3. Multiple lights: Unique design concept, multiple light effects to choose from, both beautiful and practical.
4. Easy installation: The lamp holder adopts a user-friendly installation design, which is convenient, quick, time-saving and labor-saving.

Applications

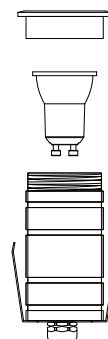
. Park . Square . Tourist attraction . Corridor



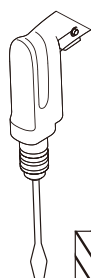


1

Turn off The Power

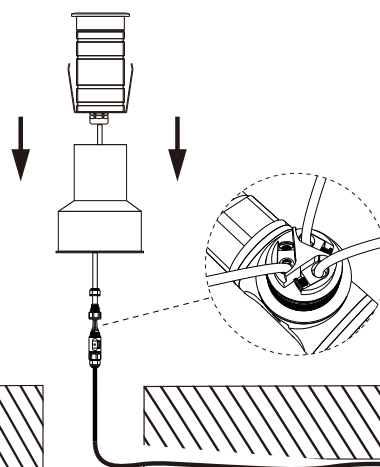


Install MR11 lamp cup



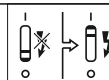
2

Opening holes on the ground



3

Connect the cable



4

Installation completed

5

Turn on the power

