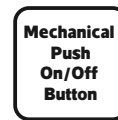
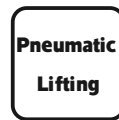


Pneumatically Adjustable Power Socket

NR-W9

IP20



Item Code	Socket power	USB Charging	Type-C Charging	Wireless charging
NR-W9	Max 2500W	12V $\overline{\text{---}}$ 1.5A 9V $\overline{\text{---}}$ 2A 5V $\overline{\text{---}}$ 3A	12V $\overline{\text{---}}$ 1.67A 9V $\overline{\text{---}}$ 2.2A 5V $\overline{\text{---}}$ 3A	Max 15W
UK Socket	USB module	Color	Hole Size (mm)	Weight (kg)
x3	x1	Black	Φ110mm	1.03

Dimensions in mm





Description:

Pneumatically Adjustable Power Socket

Main material:

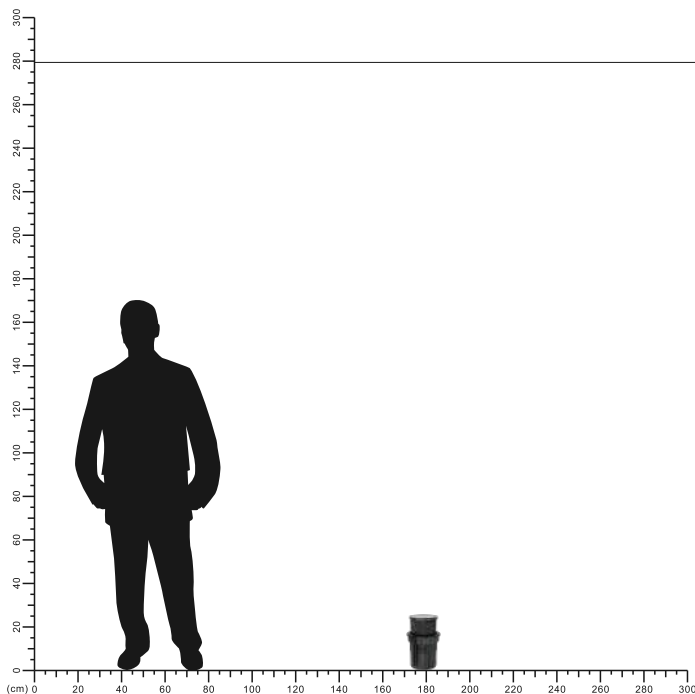
Tempered glass + PC

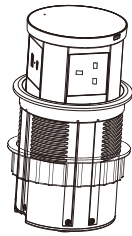
Specification

The pneumatic lift socket is a product centered on 'practicality, reliability, and safety.' It achieves a clean desktop through a clever mechanical design, trading some technological flair for exceptional durability and safety, making it a highly worthwhile 'low-key powerhouse' product.

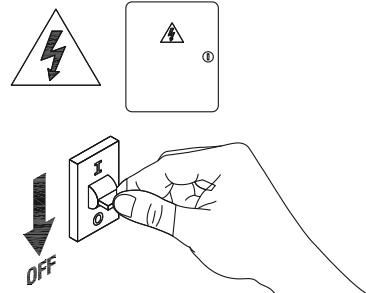
Applications

- . Office desk
- . Conference table
- . Bar counter



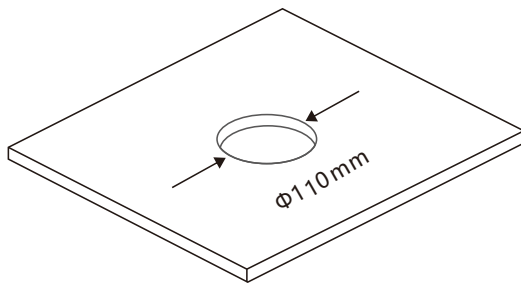


1



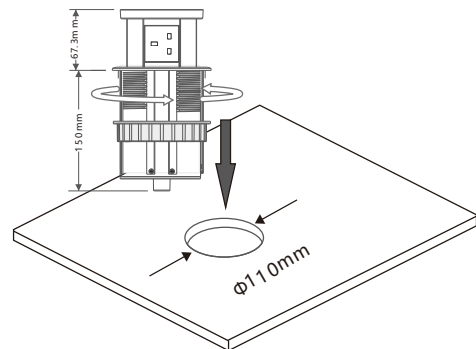
2

Turn off power



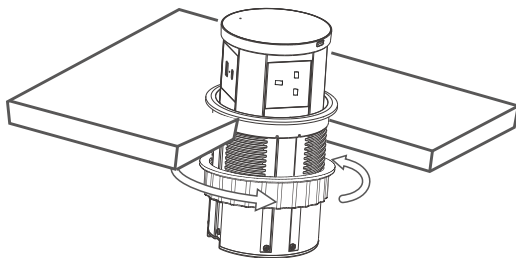
3

Drill a hole of 110mm



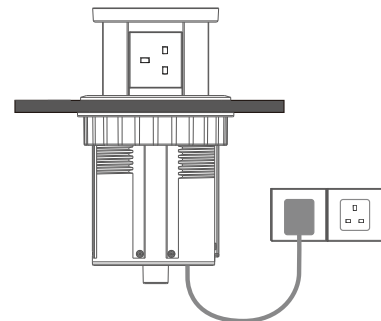
4

Take out the ring from bottom.




5

Put the pop up outlet into the hole.
Tighten up the ring and done installing



6

Connect the power.



7

Turn on power

