



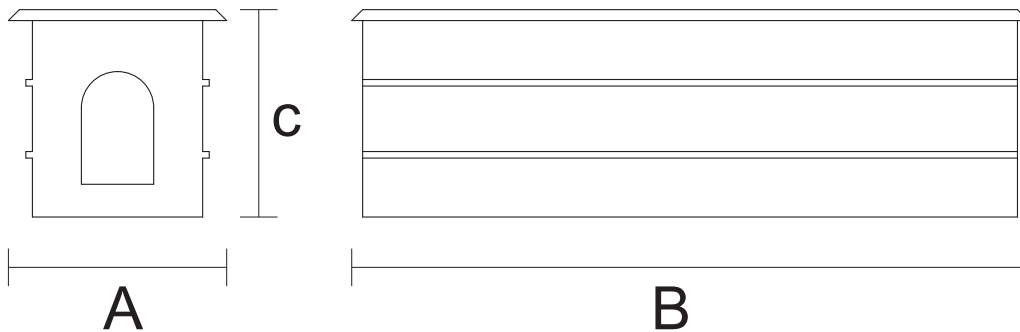
## LED Outdoor Buried Lamp

NR-WL102-1M-60-RGB  
IP65




Item Code	P(W)	CCT(K)	Beam Angle	Dimensions in mm			Hole Size (mm)	kg
				A	B	C		
NR-WL102-1M-60-RGB	60	RGB	24°	90	1000	90	75X975X75	5.33

### Dimensions in mm





Use 316 stainless steel material,  
Fresnel lens, good lighting effect,  
strong waterproof performance

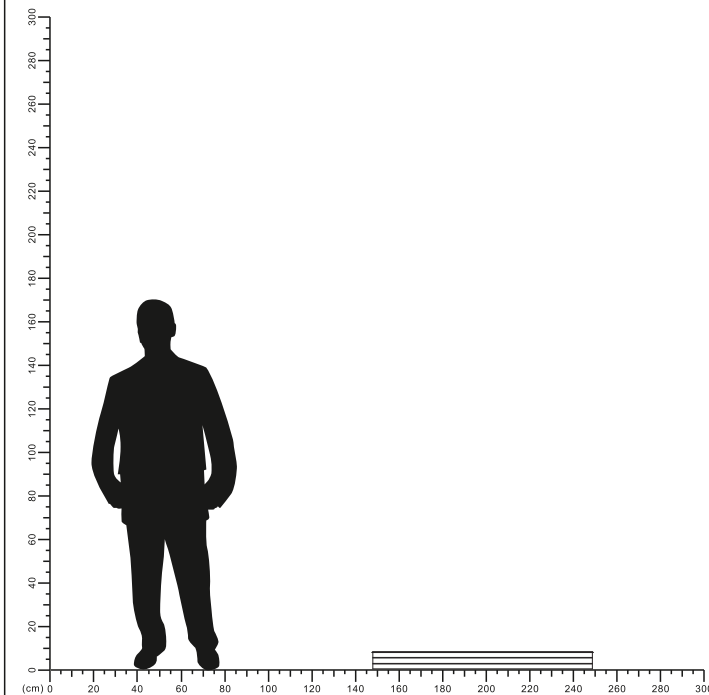


**Description:**  
LED Outdoor Buried Lamp

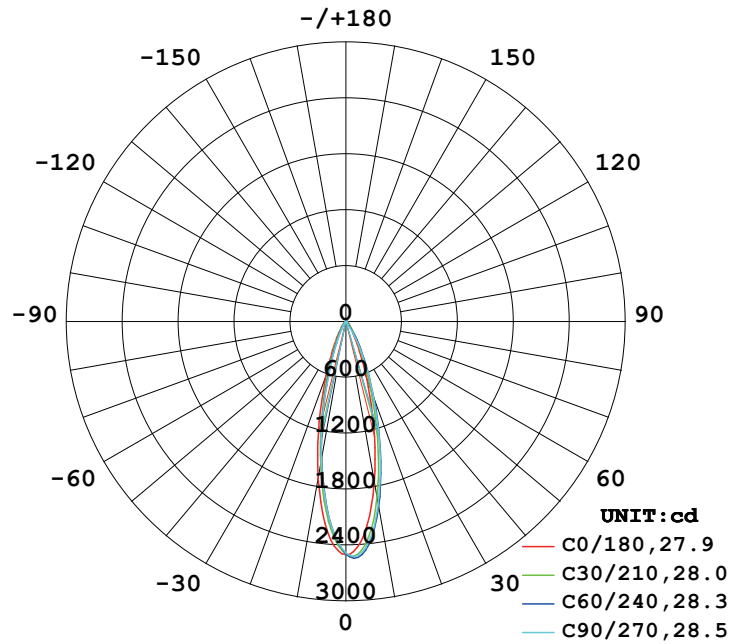
**Main material:**  
Stainless steel shell, engineering fireproof plastic shell

**Specification**  
Energy saving, up to 85% energy saving comparing to standard halogen and incandescent lamps Long life, up to 30,000 hours High quality light, high color rendering, less heat, no UV or IR radiation

**Applications**  
. Garden  
. Square

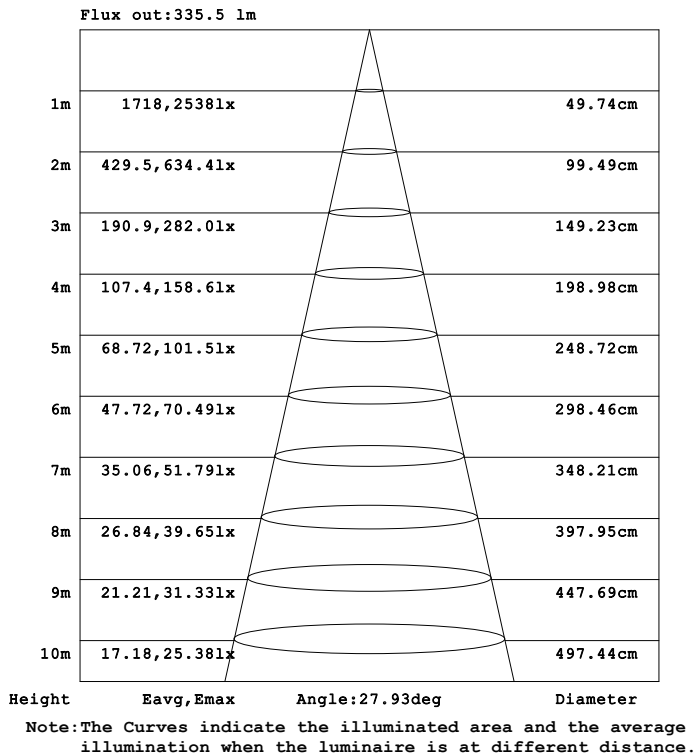


# LUMINOUS INTENSITY DISTRIBUTION DIAGRAM



**AVERAGE BEAM ANGLE (50%) : 28.2 DEG**

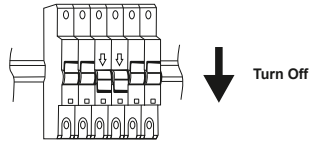
## Illuminance at a Distance





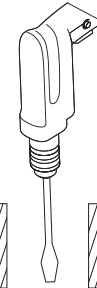
**NOTE:**

1. The installation of the product must be a professional electrician
2. The light source contained in this luminaire shall only be replaced by the manufacturer who is service agent or a similar qualified person.
3. Luminaire only suitable for outdoor use.



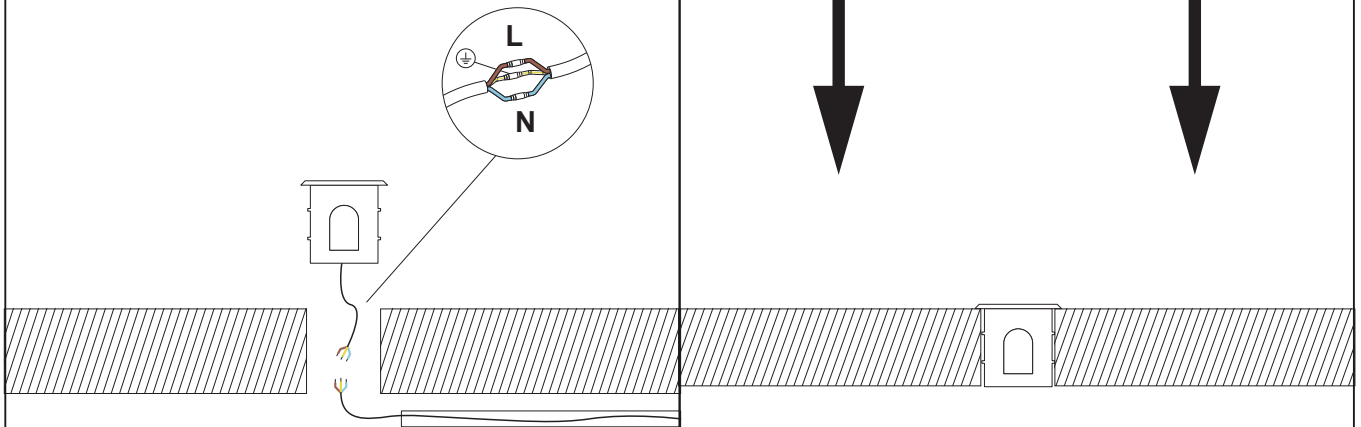
**1**

First, you make sure the power is off.



**2**

Drill a hole one the ground

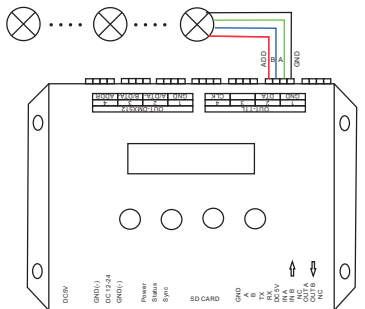
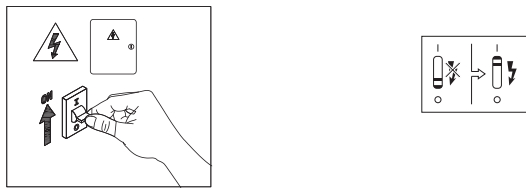


**3**

Connect the cable

**4**

Install to the ground



**4**

Connect to controller

**5**

Installation complete

