


LED Reading Lamp

NR-WL104-2W


IP20

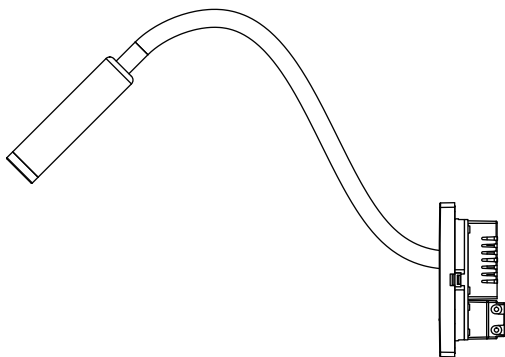


Indoor	AC 220-240V	50/60 Hz	PF ≥0.4	CCT 6500K 4000K 3000K	Ra ≥80	IP20	Beam Angel 24°	Chips SMD	
--------	----------------	-------------	------------	--------------------------------	-----------	------	----------------------	--------------	--

Item Code	P (W)	Color	CCT (K)	Beam angle	Output (lm)	lm/w	Output	Dimensions in mm			
A	B	C									kg
NR-WL104-2W	2	Black/White/Gray	3000/4000/6500	24°	50	25	5V --- 1A	360	86	86	0.23

Dimensions in mm



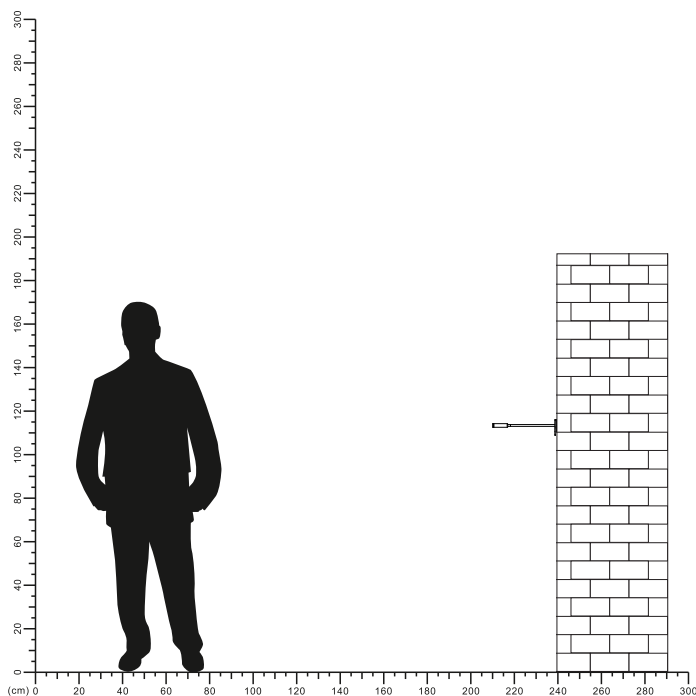


Description:
LED Outdoor Wall Lamp

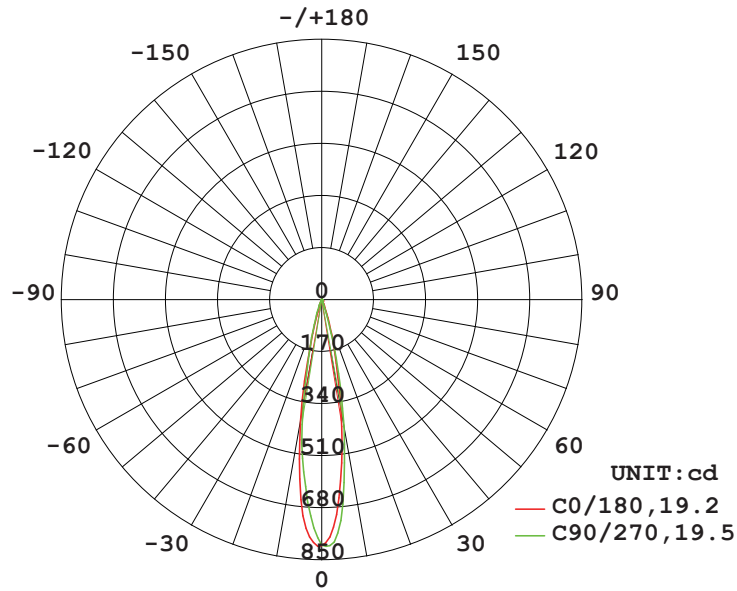
Main material:
Spring steel + Aluminium + Plastic

Specification
Energy saving, up to 85% energy saving
comparing to standard halogen and incandescent
lamps
High quality light, high color rendering, less heat,
no UV or IR radiation
Build-in LED Driver
IP20

Applications
• Bed room
• Living room

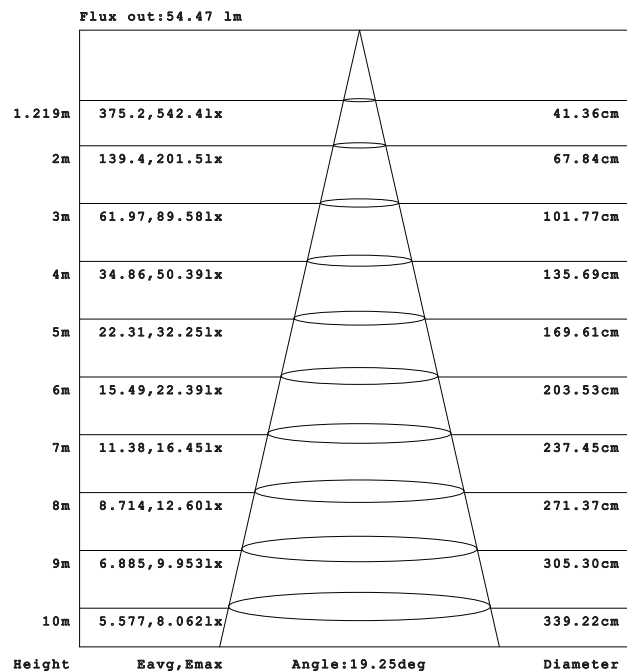


LUMINOUS INTENSITY DISTRIBUTION DIAGRAM

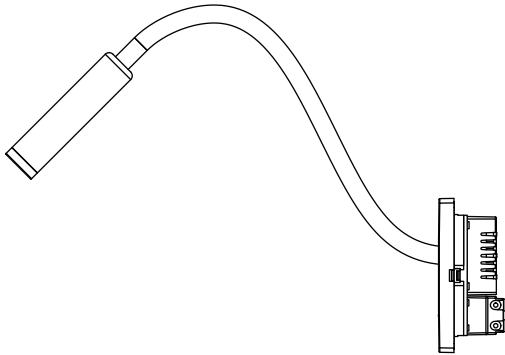


AVERAGE BEAM ANGLE (50%) :19.4 DEG

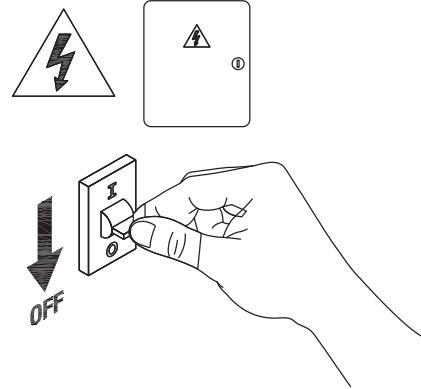
Illuminance at a Distance



Note:The Curves indicate the illuminated area and the average illumination when the luminaire is at different distance.

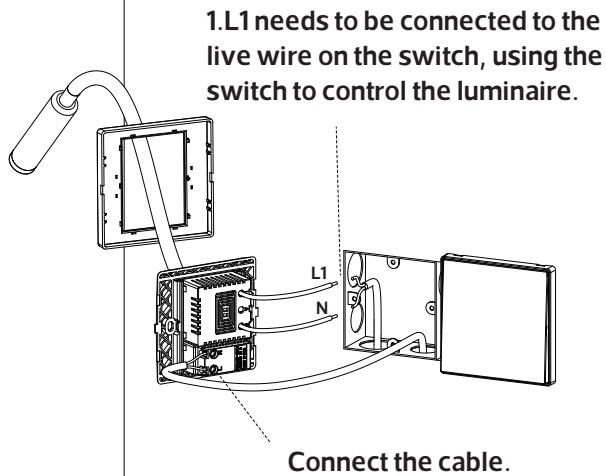


1

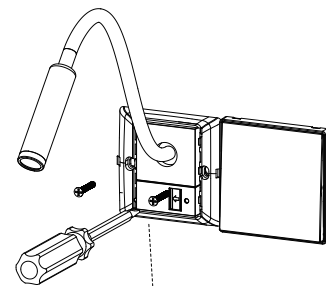


2

Turn off the power

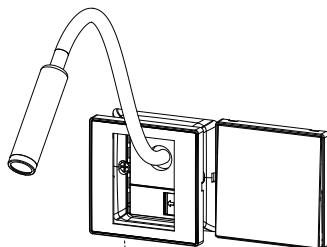


3



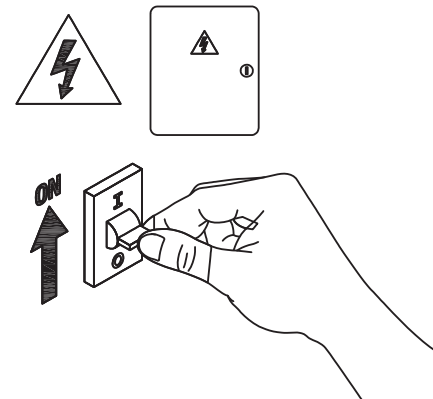
4

Install the screw



5

Install the cover Installation completed



6

Turn on power

