

Aluminum Profile

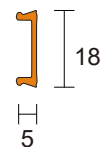
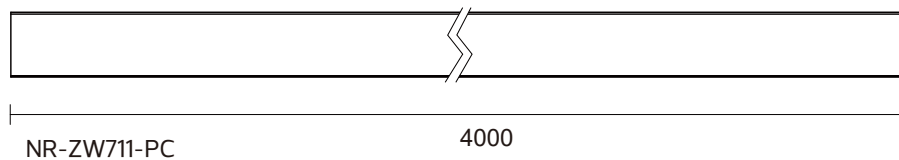
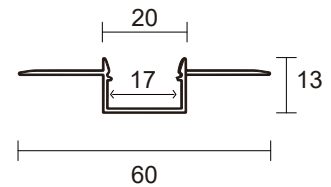
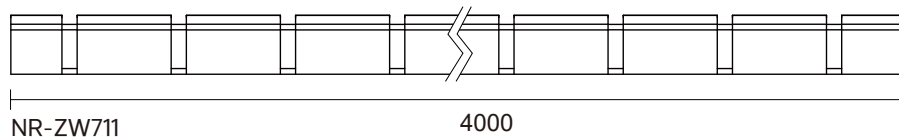
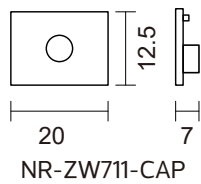
NR-ZW711

IP20



Item Code	Thickness (mm)	Frame Color	Material	Strip Light Max Size (E mm)	kg
NR-ZW711	1	Silver	Aluminum	16	0.69
NR-ZW711-PC	2	White	Silica gel	/	0.26
NR-ZW711-CAP	2	White	PC	/	0.001



Dimensions in mm



High Quality Aviation Aluminium Profiles

The profile is made of aviation aluminum, which is easy to process and has good wear resistance, corrosion resistance and oxidation resistance.

Aluminum



Description:

Aluminum Profile

Main material:

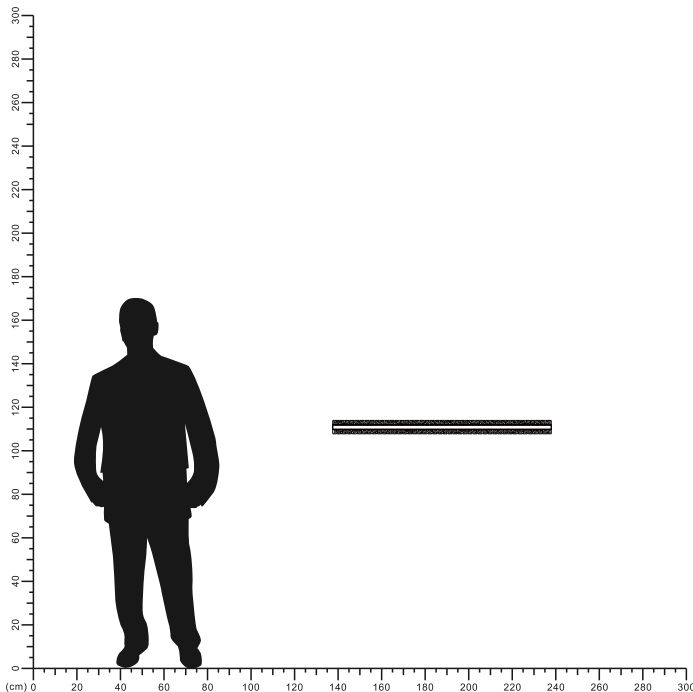
Engineering plastics+Aluminum

Specification

Simple and elegant, beautiful, with the use of lamp belt can make the whole room atmosphere upgrade grade IP20

Applications

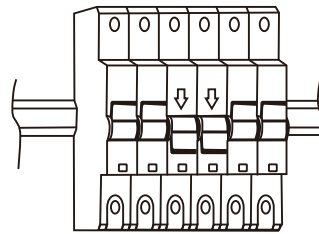
- The Ground
- The Wall
- The ceiling





NOTE:

1. The installation of the product must be a professional electrician
2. The light source contained in this luminaire shall only be replaced by the manufacturer who is service agent or a similar qualified person.
3. Luminaire only suitable for indoor use.

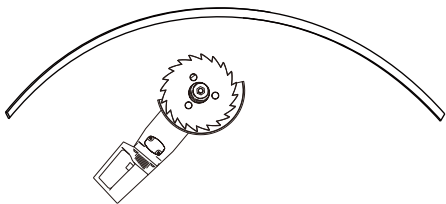


Turn Off

First, you make sure the power is off.

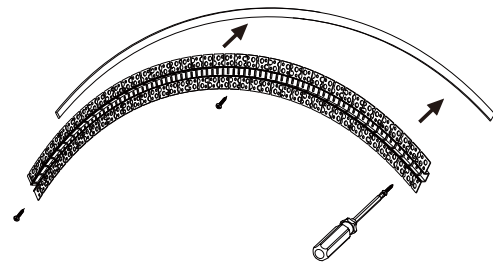
1

Dig grooves according to drawing requirements



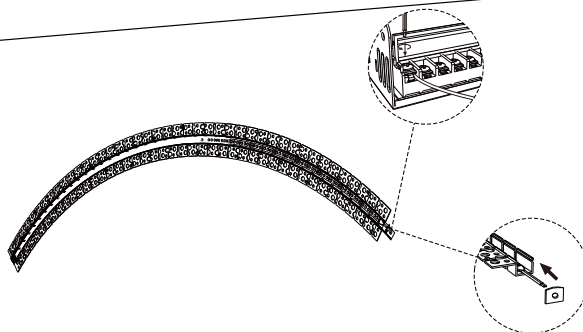
2

Install aluminum and secure with screws



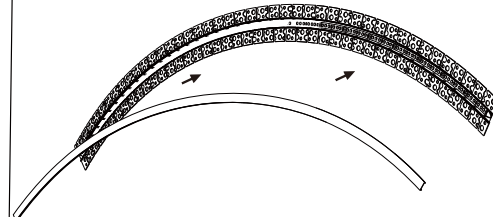
3

Attach the lamp belt, install the lamp cap to both sides, and finally connect the power



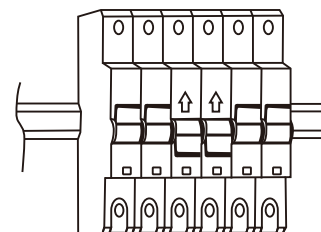
4

Put on the silicone cover



5

Installation completed



Turn on the power

