

Aluminum Profile

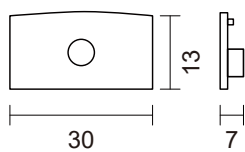
NR-ZW747

IP20

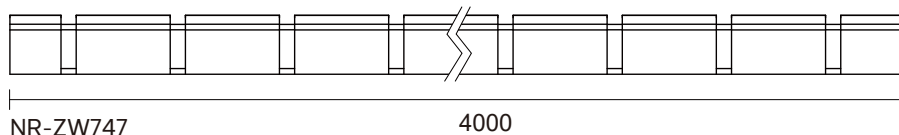


Item Code	Thickness (mm)	Frame Color	Material	Strip Light Max Size (E mm)	kg
NR-ZW747	1	Silver	Aluminum	26	0.78
NR-ZW747-PC	3.5	White	Silica gel	/	0.48
NR-ZW747-CAP	2	White	PC	/	0.001

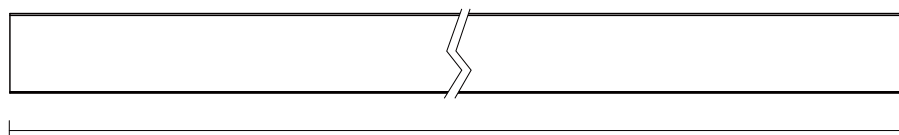
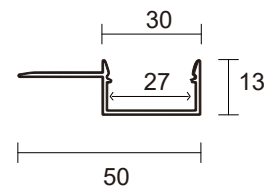
Dimensions in mm



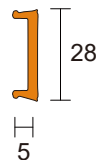
NR-ZW747-CAP



NR-ZW747



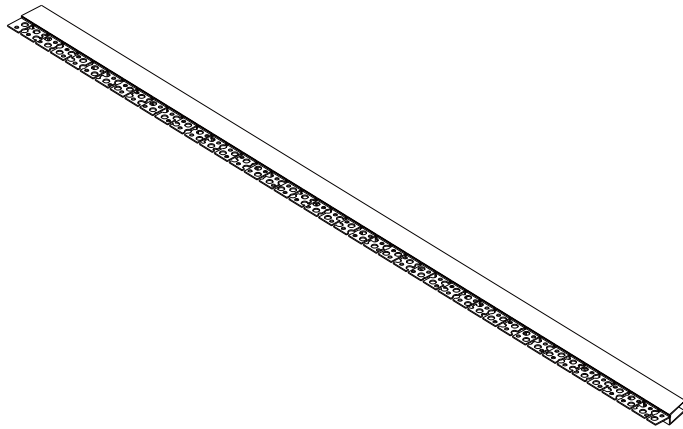

NR-ZW747-PC



High Quality Aviation Aluminium Profiles

The profile is made of aviation aluminum, which is easy to process and has good wear resistance, corrosion resistance and oxidation resistance.

Aluminum

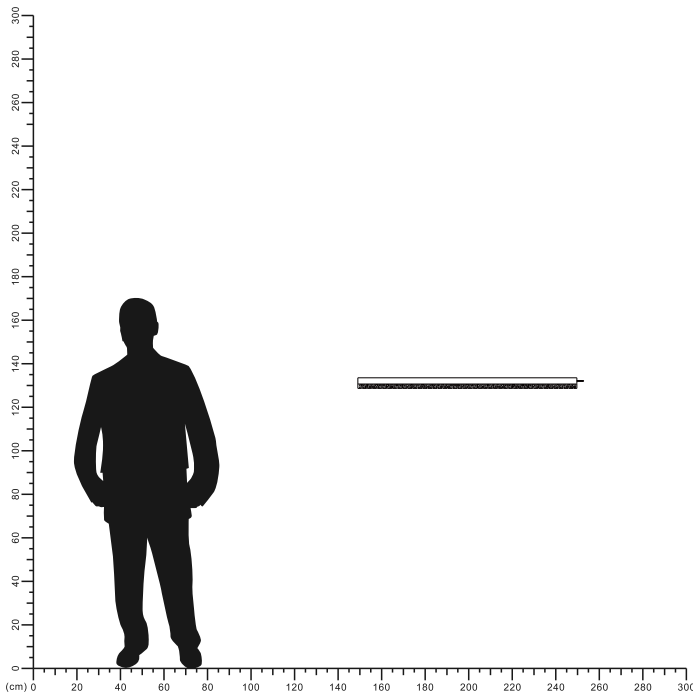


Description:
Aluminum Profile

Main material:
Engineering plastics+Aluminum

Specification
Simple and elegant, beautiful, with the use of lamp belt can make the whole room atmosphere upgrade grade IP20

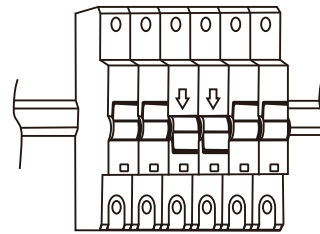
Applications
•The Ground
•The Wall
•The ceiling





NOTE:

1. The installation of the product must be a professional electrician
2. The light source contained in this luminaire shall only be replaced by the manufacturer who is service agent or a similar qualified person.
3. Luminaire only suitable for indoor use.

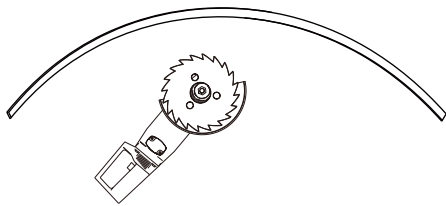


Turn Off

First, you make sure the power is off.

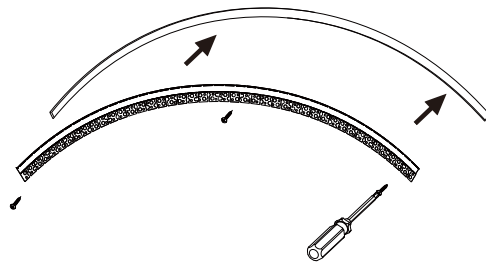
1

Dig grooves according to drawing requirements



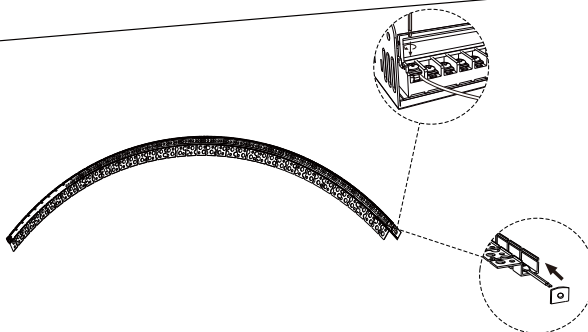
2

Install aluminum and secure with screws



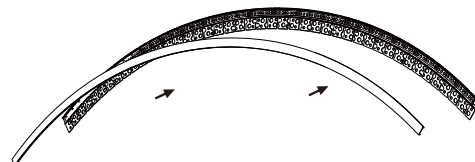
3

Attach the lamp belt, install the lamp cap to both sides, and finally connect the power



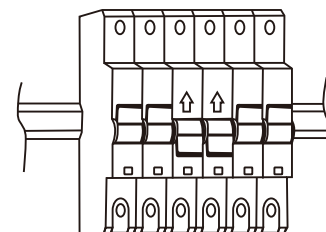
4

Put on the silicone cover



5

Installation completed



Turn on the power

