
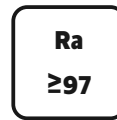


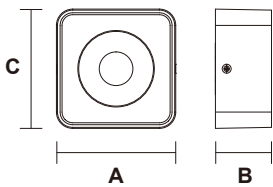
LED Surface Downlight

NRP-DL104S Series
IP20

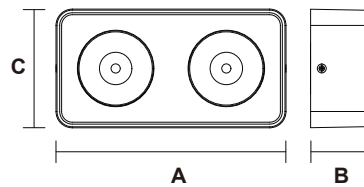


Item Code	P (W)	CCT (K)	Displacement Factor	Output (lm)	lm/w	Color	Dimensions in mm			kg
							A	B	C	
NRP-DL104S-10	10	3000	≥0.8	650	65	White/Black	117	56	117	0.38
NRP-DL104S-20	20	3000	≥0.8	1600	80	White/Black	227	56	117	0.72
NRP-DL104S-30	30	3000	≥0.9	2220	74	White/Black	332	56	117	1.04
NRP-DL104S-40	40	3000	≥0.9	2960	74	White/Black	227	56	227	1.23

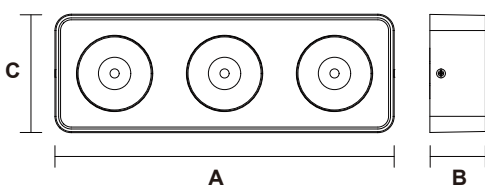
Dimensions in mm



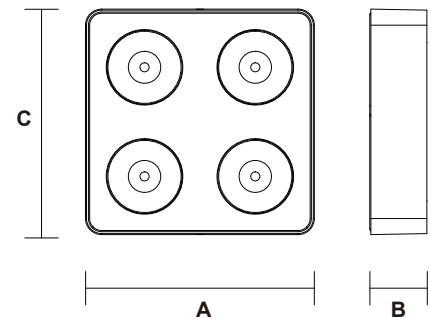
Item Code: NRP-DL104S-10



Item Code: NRP-DL104S-20



Item Code: NRP-DL104S-30



Item Code: NRP-DL104S-40

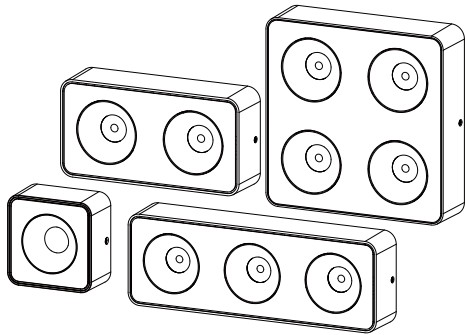


Item Code: NRP-DL104S-10

Item Code: NRP-DL104S-20

Item Code: NRP-DL104S-30

Item Code: NRP-DL104S-40



Description:

LED Surface Downlight

Main material:

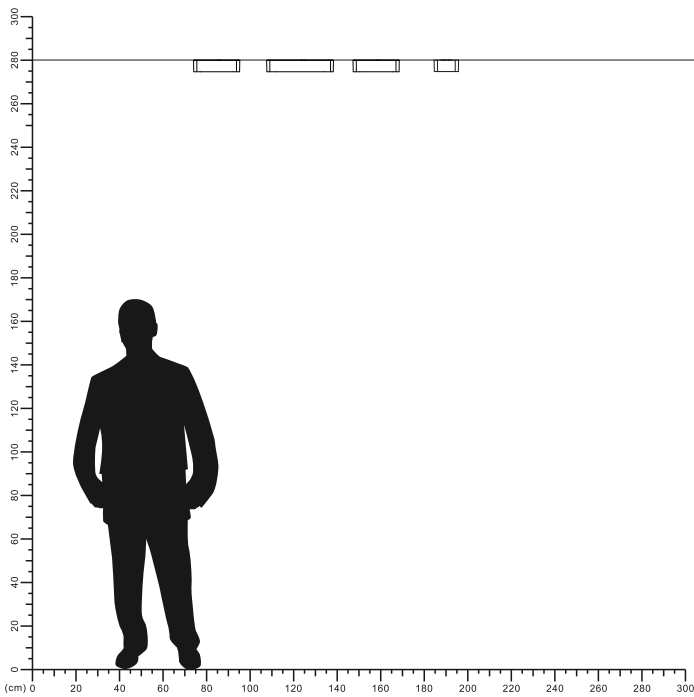
aluminium+Engineering plastics

Specification

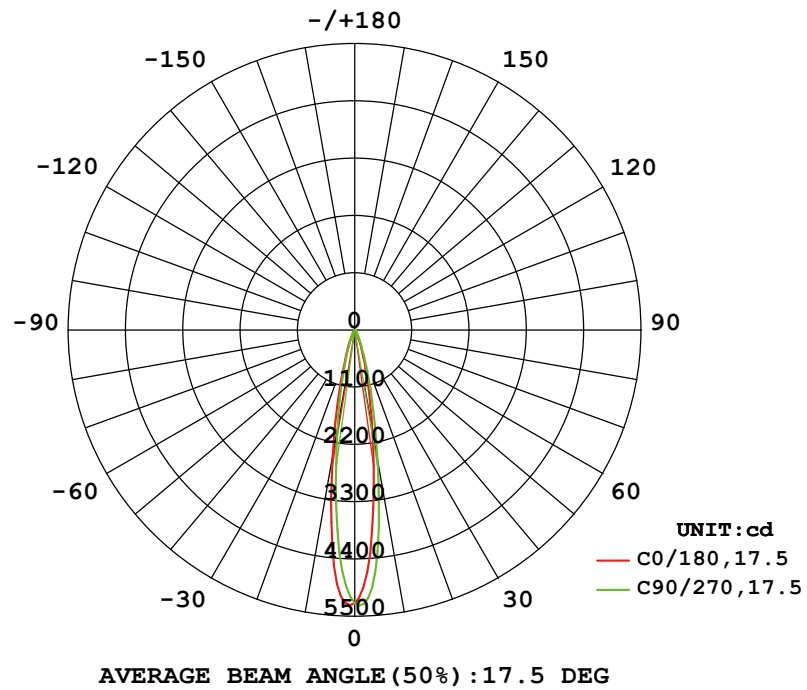
Energy saving, up to 85% energy saving comparing to standard halogen and incandescent lamps High quality light, high color rendering, less heat, no UV or IR radiation LED driver is included IP20

Applications

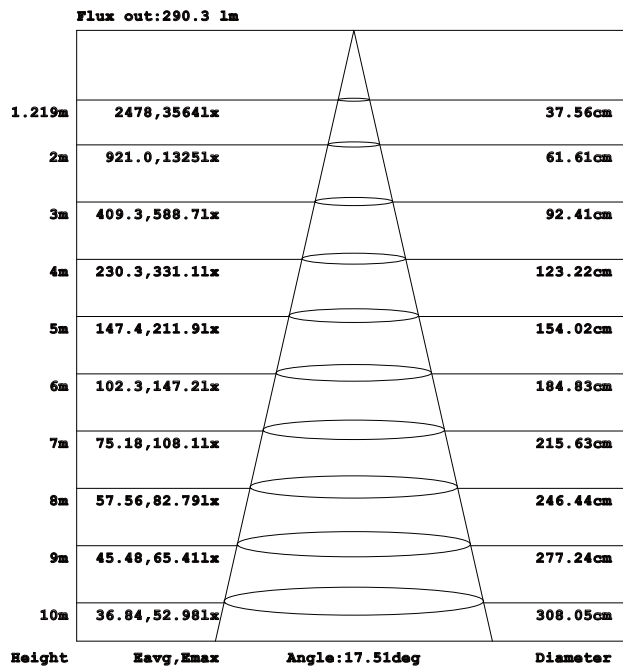
- . Shopping mall
- . Office buildings
- . Exhibition hall



LUMINOUS INTENSITY DISTRIBUTION DIAGRAM



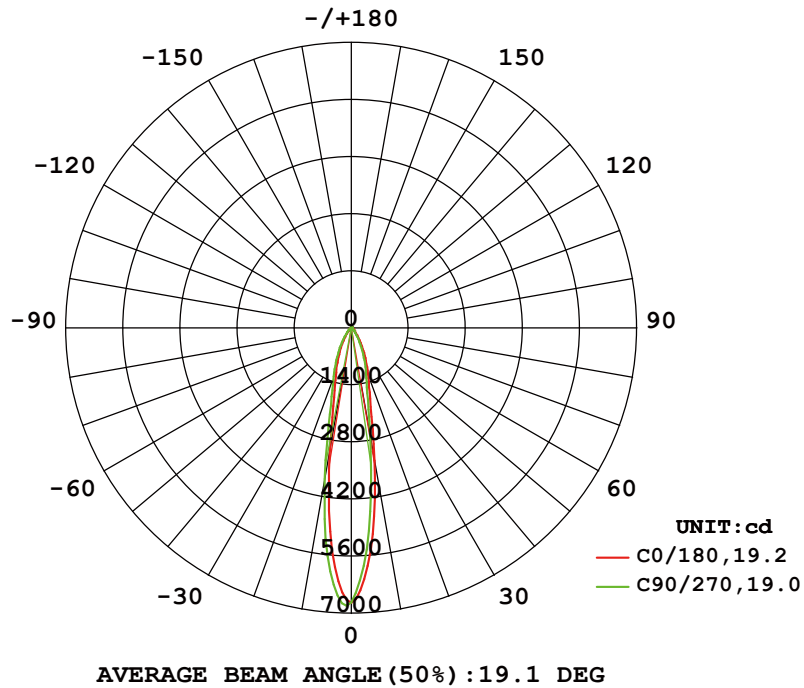
Illuminance at a Distance



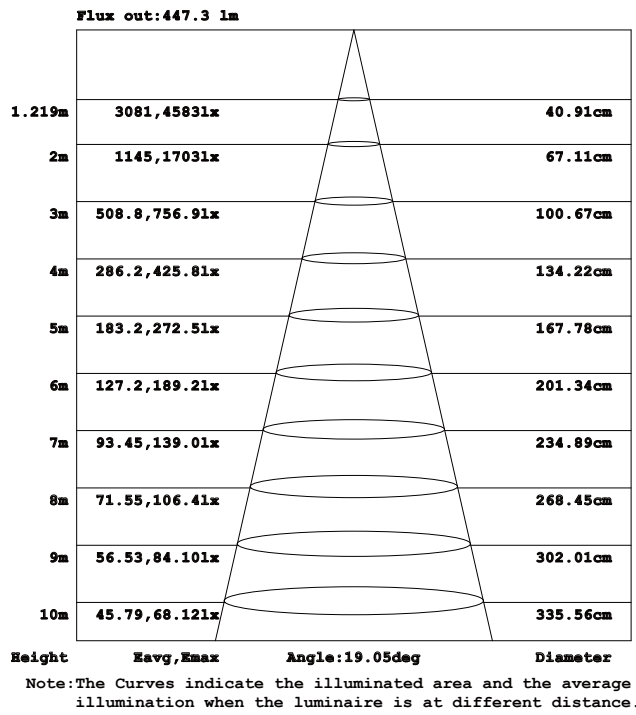
Note: The Curves indicate the illuminated area and the average illumination when the luminaire is at different distance.

Item Code: NRP-DL104S-10

LUMINOUS INTENSITY DISTRIBUTION DIAGRAM

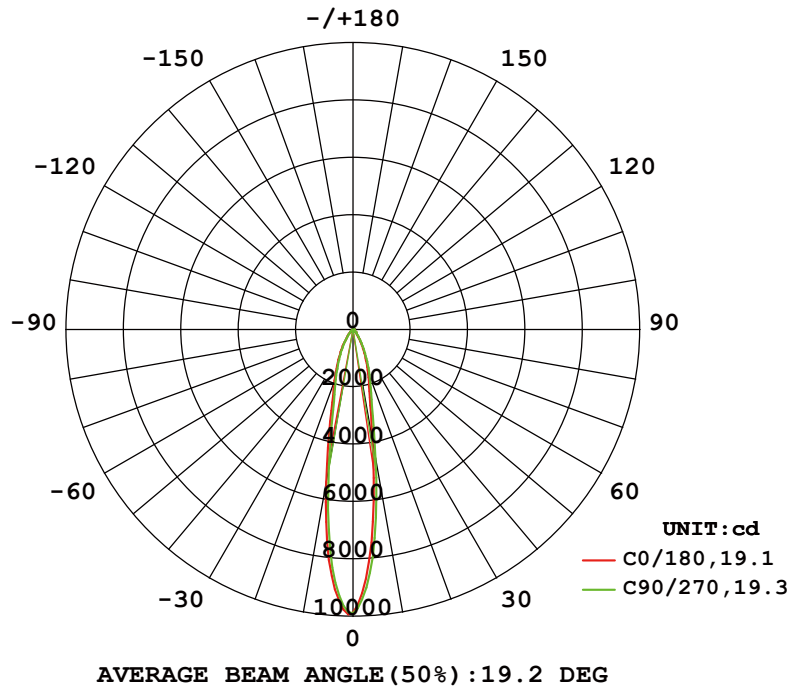


Illuminance at a Distance




Item Code: NRP-DL104S-20

LUMINOUS INTENSITY DISTRIBUTION DIAGRAM



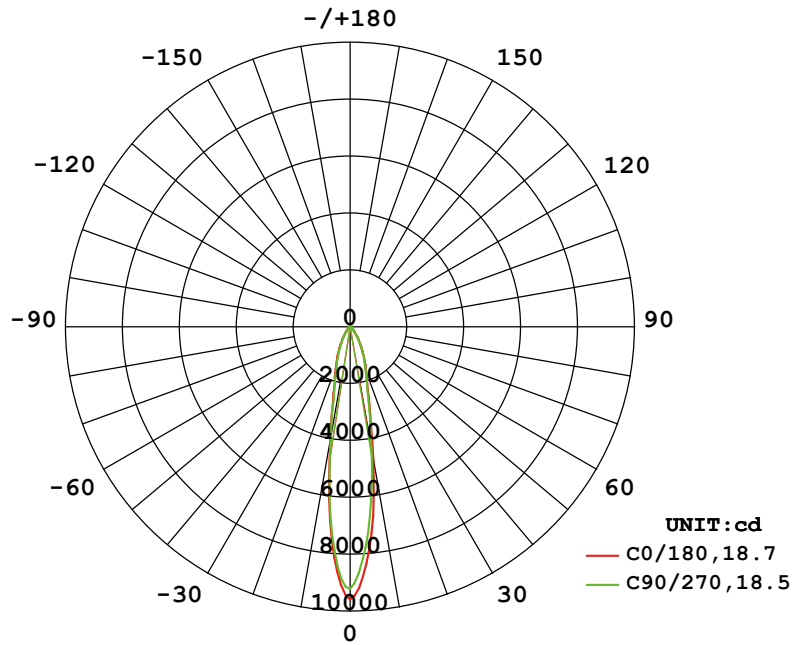
Illuminance at a Distance



Note: The Curves indicate the illuminated area and the average illumination when the luminaire is at different distance.

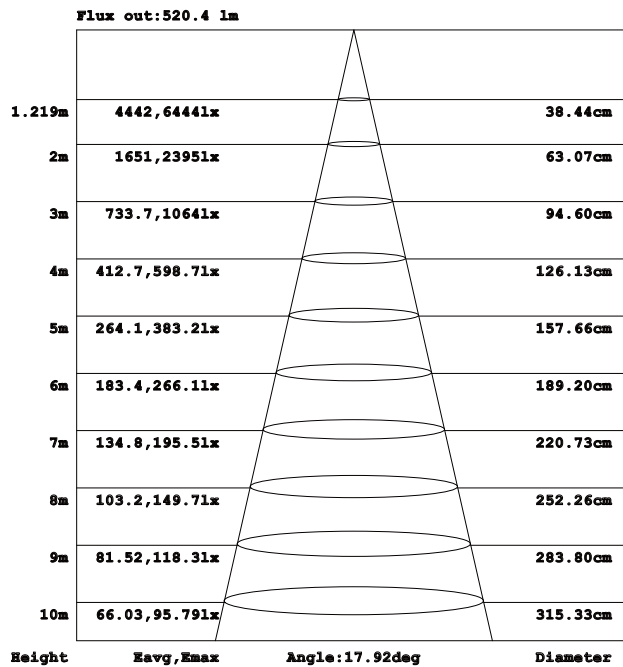
Item Code: NRP-DL104S-30

LUMINOUS INTENSITY DISTRIBUTION DIAGRAM



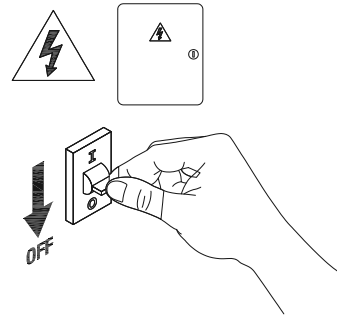
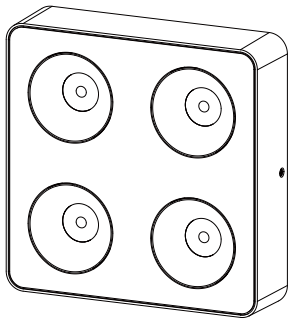
AVERAGE BEAM ANGLE (50%) : 18.6 DEG

Illuminance at a Distance



Note: The Curves indicate the illuminated area and the average illumination when the luminaire is at different distance.

Item Code: NRP-DL104S-40



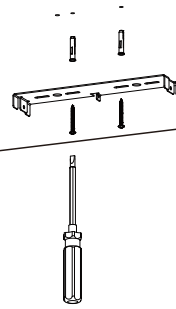
1

Turn off The Power



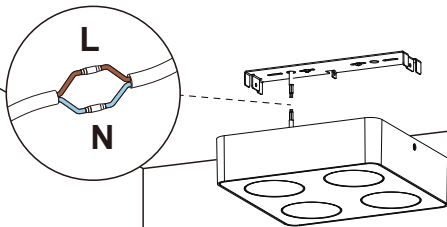
2

Drill 3 holes on your ceiling



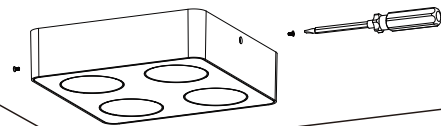
3

Fixing the base



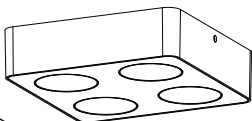
4

Connect the cable




5

Fixing the lamp body



6

installaion is complete



7

Turn on the power

