

COMPANY SOLAR UP&DOWN DOWNLIGHT IN-GROUND BRICKLIGHT FLOODLIGHT BOLLARD BULKHEAD GARDEN URBAN CLASSIC URBAN MODERN POST LAMPS REFERENCES

NOEMI HIGH POWER LED

LARGE SIZE



Hexagonal lantern made in shockproof resin material, UV rays stabilized, rust and corrosion-free. Modular construction suitable for post top, wall and hanging installation. Provided with reflective ceiling designed to host the lighting source and equipped with TÜV-CB certified, long-life and efficient **E27 high power LED lamp included**. Insulation class II, Protection rating IP55.

*Lanterna esagonale realizzata in resina antiurto, stabilizzato ai raggi UV, inattaccabile da ruggine e corrosione. Idonea per il montaggio a palo, a sospensione o a parete. Provvista di soffitto riflettente progettato per accogliere la sorgente luminosa e fornita **completa di lampada a LED E27 ad ALTA POTENZA**, certificata TÜV-CB di lunga durata ed elevata efficienza. Classe di isolamento II, grado di protezione IP55.*

E35.121.Q1K

E27 HIGH POWER LED

INDOOR & OUTDOOR USE

+80°C
-30°C

90% HUMIDITY

VOLTAGE SURGE RESISTANT

DRIVER SILICONE PROTECTION

CCT SETTABLE

3000 K 4000 K

SDCM <6



NOEMI HIGH POWER LED - LANTERN COMPONENTS

IP55



Decorative **PINNACLE** to be mounted on the roof top for post installation or on the lantern base for hanging installation.

***PINNACOLO** decorativo applicabile alla sommità del tetto (montaggio a palo) o sulla base della gabbia (montaggio a sospensione).*

Lantern **ROOF** made of shockproof resin material. Tool-free opening for relamping and maintenance.

***TETTO** realizzato in resina antiurto. Rimovibile senza l'ausilio di attrezzi per manutenzione e cambio lampadina.*

High temperature resistant reflective **CEILING** made of shockproof resin material. Provided with E27 lampholder and equipped with **HIGH POWER LED lamp**. Designed to host and protect the lighting source, granting its safe and quick installation.

***SOFFITTO** riflettente realizzato in resina antiurto ad alta resistenza al calore. Fornito completo di portalamпада E27 e provvisto di lampada a LED ad ALTA POTENZA. Progettato per accogliere e proteggere la sorgente luminosa garantendone una veloce e sicura installazione.*

DIFFUSER of UV-rays stabilized PMMA, with recess for a power supply cable. One piece only closed at the base to ensure high protection against external agents.

***DIFFUSORE** in PMMA resistente ai raggi UV, provvisto di sede per l'alloggiamento del cavo di alimentazione. Realizzato in unico pezzo chiuso alla base per garantire un alto livello di protezione contro gli agenti esterni.*

CAGE made of shockproof resin material, UV-rays stabilized, rust and corrosion-free.

***GABBIA** realizzata in resina antiurto, stabilizzata ai raggi UV, inattaccabile da ruggine e corrosione.*

NOEMI HIGH POWER LED

E35.000 *



Dimensions and weight

Height: 530 mm
Width: 350 mm
Depth: 305 mm
Weight: 3,9 Kg
Junction to support: diameter 60 mm
Area exposed to wind pressure:
CxS = m² 0,110

Moulded colours:

Black White

Painted colours:

Antique green Antique bronze

Diffuser PMMA:

Clear Opal

HIGH POWER LED



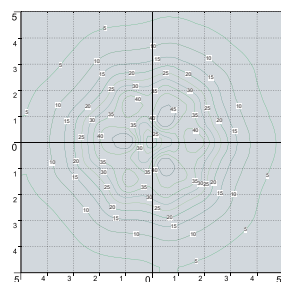
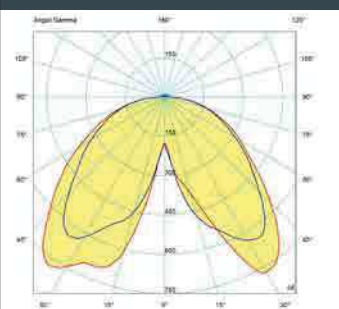
- **COST SAVING:** long-life and efficient LED light source.
- **BUILT-IN DRIVER:** quick and easy lamp replacement.
- **GREAT FLEXIBILITY:** E27 standard lamp holder.
- **FUTURE-PROOFED LUMINARIES:** performances easy to upgrade to latest technology developments.
- **SUITABLE FOR OUTDOOR USE:** built-in driver fully protected against heat and humidity by silicone paste.

100 - 240 V

Lantern equipped with TÜV-CB certified, long-life and efficient **E27 high power LED lamp**, granting the same luminous flux of traditional SON/HQI lighting sources. The lamp can be quickly and easily replaced, making the luminaries maintenance very simple.

LAMP	POWER	LUMINOUS FLUX UP TO	COLOUR TEMP.	*ADD. SUFFIX
CCT SET LED E27	15 W	1690 lm	4000 K	.R1K
			3000 K	
LED E27	30 W	3620 lm	4000 K	.Q1K
			3000 K	
LED E27	50W	6550 lm	4000 K	.H1L
			3000 K	

PHOTOMETRIC DATA SAMPLE




NOEMI E27 LED HIGH POWER 30W

POST height 3mt
10x10mt area: average 15 lux


The photometric data for all the versions are available upon request or on our website.

LED LAMPS



Comply with: EU2019/2015
EU2019/2020
Technical details on page 596.

CCT SETTABLE LED LAMP(*)



CCT switch settable in two different positions, to select the desired Kelvin temperature (3000K/4000K) and get a customized ambiance. (15 and 30W only)

* ADD THESE SUFFIXES TO THE REFERENCES MENTIONED IN THE CATALOGUE