

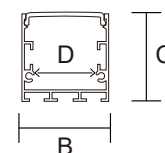
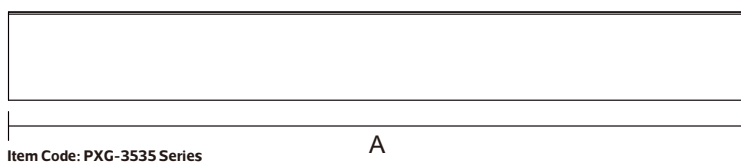
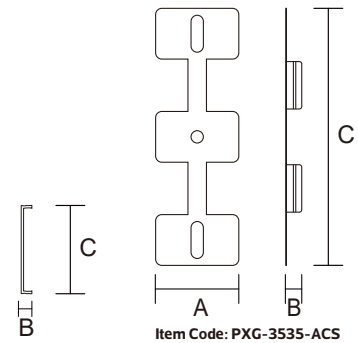
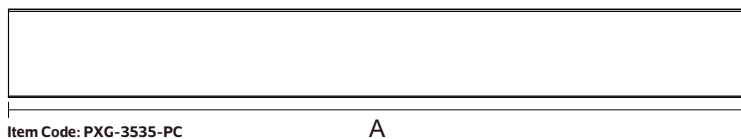
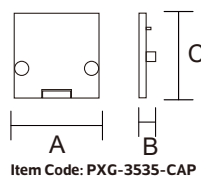
Aluminum Profile

PXG-3535 Series
IP20



Item Code	Thickness (mm)	Frame Color	Material	Dimensions in mm				kg
				A	B	C	D	
PXG-3535	1	Silver	Aluminum	4000	35	35	25	1.24
PXG-3535-BK	1	Black	Aluminum	4000	35	35	25	1.24
PXG-3535-PC	1	Milky white	PC	4000	4.5	34		0.2
PXG-3535-ACS	\	Silver	Stainless steel	35	5	90	\	0.007
PXG-3535-CAP	\	White	PC	35	7	35	\	0.003
PXG-3535-CAP-BK	\	Black	PC	35	7	35	\	0.003

Dimensions in mm

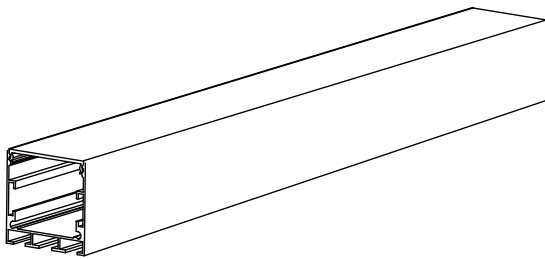


High Quality Aviation Aluminium Profiles

The profile is made of aviation aluminum, which is easy to process and has good wear resistance, corrosion resistance and oxidation resistance.

PC Cover

Aluminum

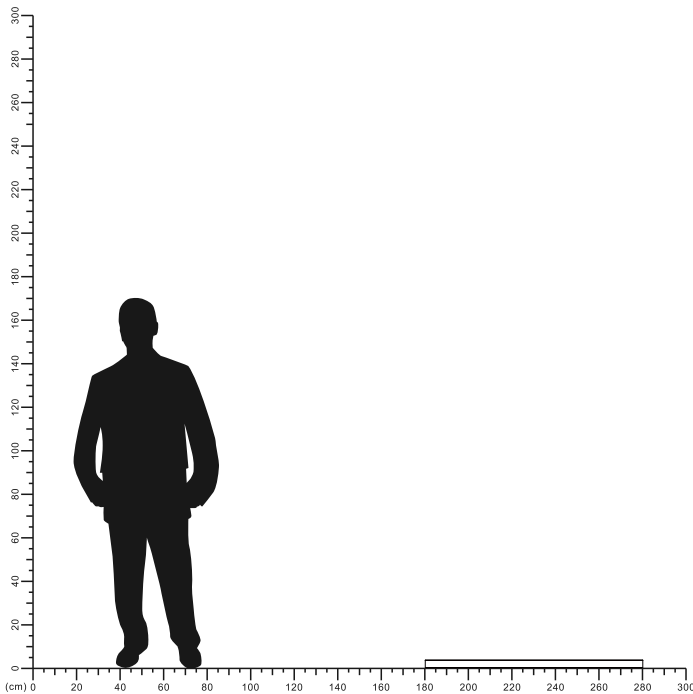


Description:
Aluminum Profile

Main material:
Engineering plastics+Aluminum

Specification
Simple and elegant, beautiful, with the use of lamp belt can make the whole room atmosphere upgrade grade IP20

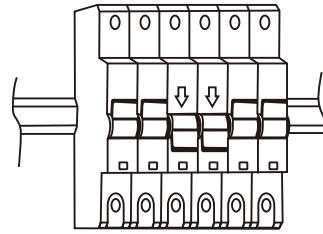
Applications
•The Ground
•The Wall
•The ceiling





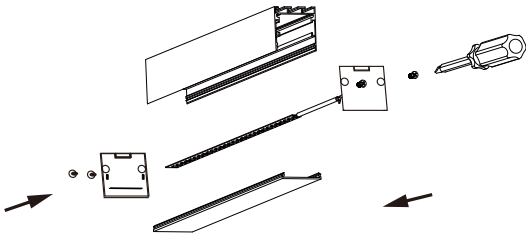
NOTE:

1. The installation of the product must be a professional electrician
2. The light source contained in this luminaire shall only be replaced by the manufacturer who is service agent or a similar qualified person.
3. Luminaire only suitable for indoor use.



Turn Off

First, you make sure the power is off.

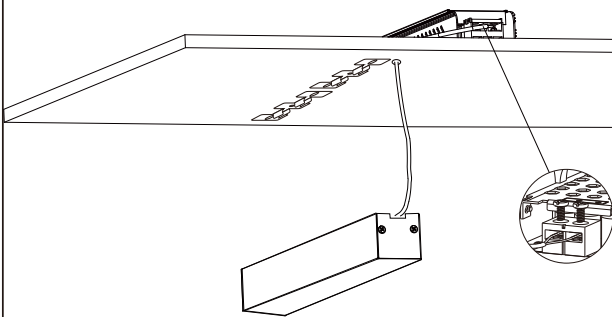
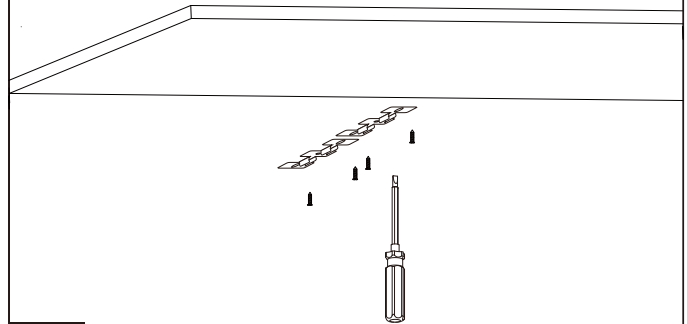


1

install the strip light into the aluminum profile, then put the cap install to the both side, finally install the PC cover.

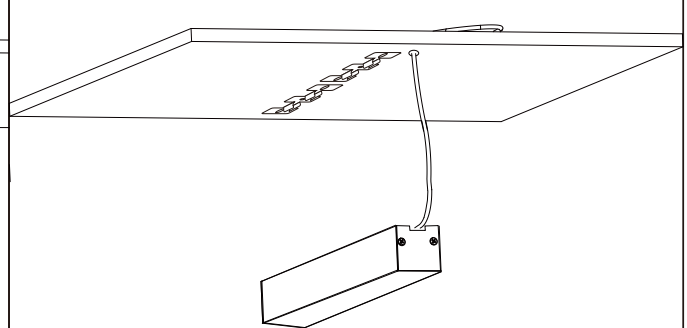
2

Install the buckle



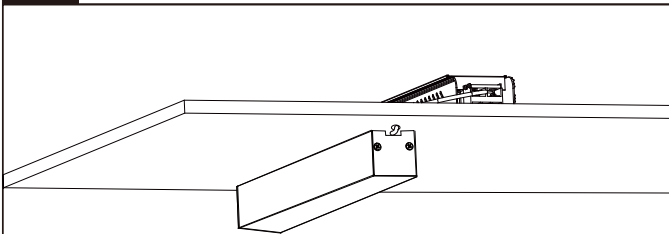
3

Connect the cable



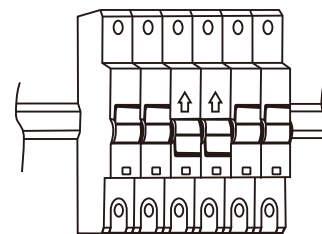
4

Fix the light strip on the buckle



5

Installation completed



Turn On

