

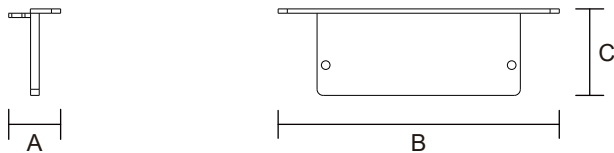
Aluminum Profile

PXG-5020A-2 Series
IP20

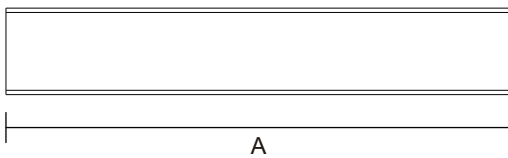


Item Code	Thickness (mm)	Frame Color	Material	Dimensions in mm					kg
				A	B	C	D	E	
PXG-5020A-2	1	Silver	Aluminum	4000	65	20	43	51	1.4
PXG-5020A-2-BK	1	Black	Aluminum	4000	65	20	43	51	1.4
PXG-5020A-2-CAP	\	White	PC	12	65	20	\	\	0.01
PXG-5020A-2-CAP-BK	\	Black	PC	12	65	20	\	\	0.01
PXG-5020A-2-PC	1	White	PC	4000	46	6	\	\	0.45

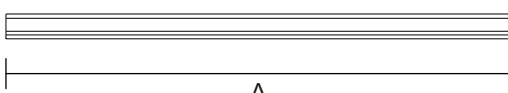
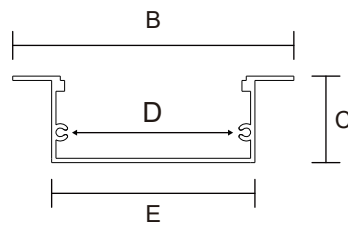
Dimensions in mm



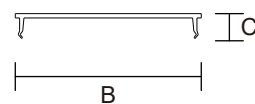
Item Code:PXG-5020A-2-CAP



Item Code:PXG-5020A-2



Item Code:PXG-5020A-2-PC

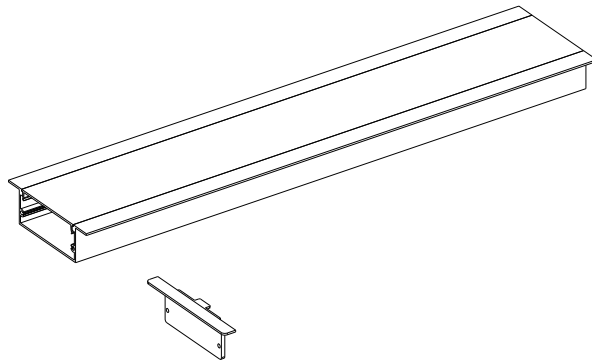


High Quality Aviation Aluminium Profiles

The profile is made of aviation aluminum, which is easy to process and has good wear resistance, corrosion resistance and oxidation resistance.

PC Cover

Aluminum


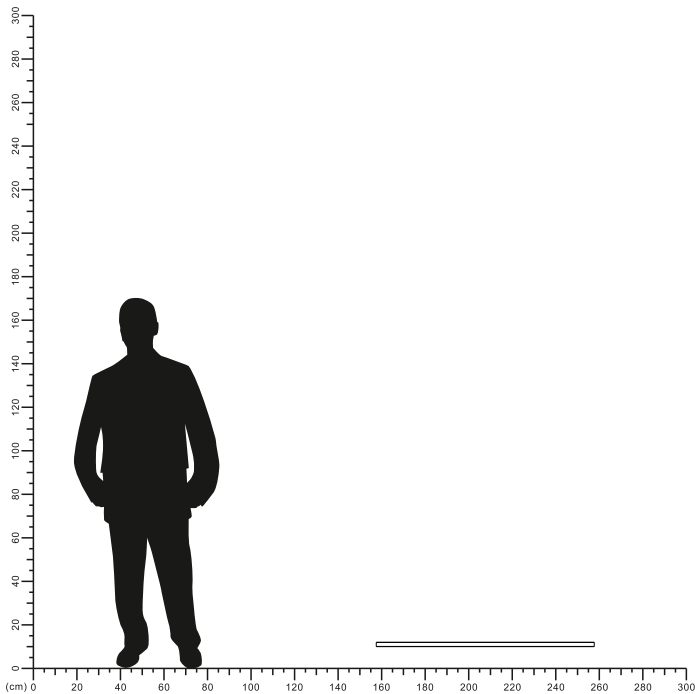


Description:
Aluminum Profile

Main material:
Engineering plastics+Aluminum

Specification
Simple and elegant, beautiful, with the use of lamp belt can make the whole room atmosphere upgrade grade IP20

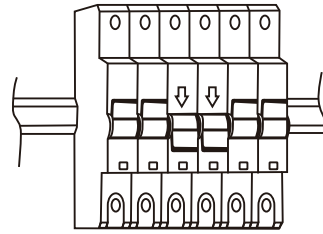
Applications
•The Ground
•The Wall
•The ceiling





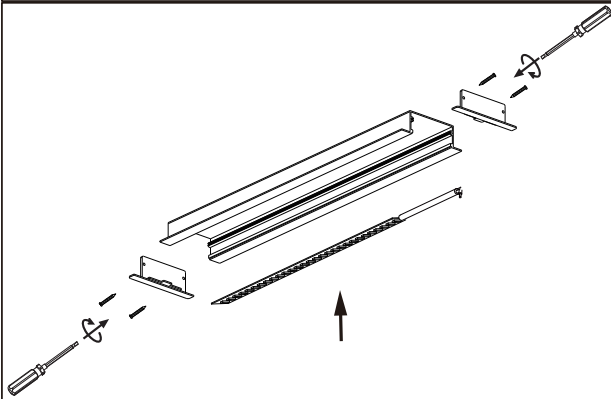
NOTE:

1. The installation of the product must be a professional electrician
2. The light source contained in this luminaire shall only be replaced by the manufacturer who is service agent or a similar qualified person.
3. Luminaire only suitable for indoor use.



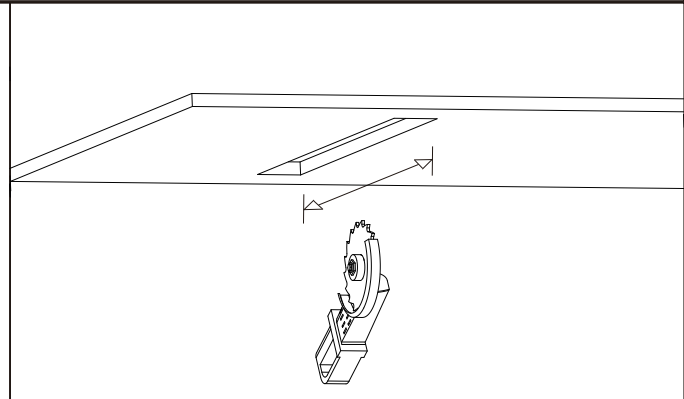
Turn Off

First, you make sure the power is off.



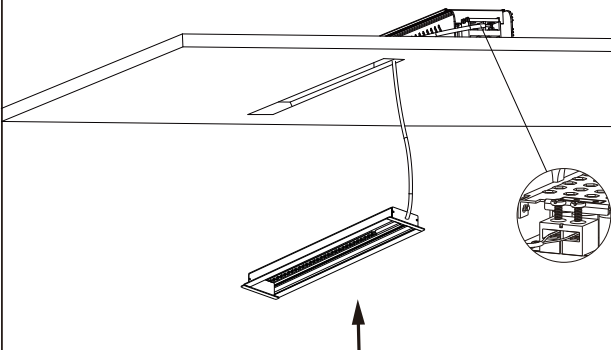
1

install the strip light into the aluminum profile, then put the cap install to the both side,



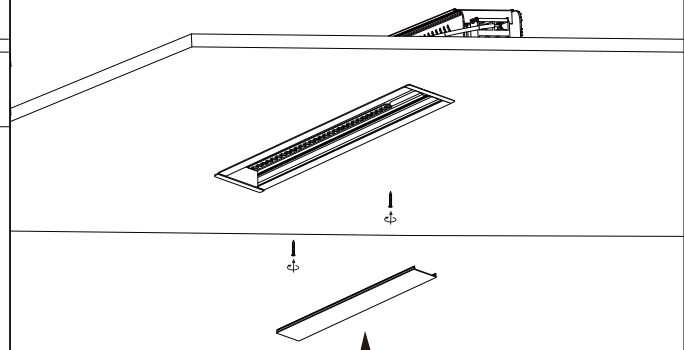
2

Grooves according to size



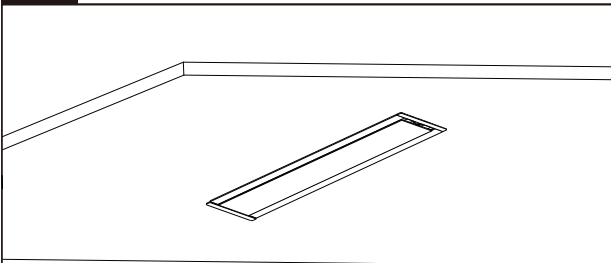
3

Cut a hole in the lid to drive the cable connection




4

Install into ceiling and cover



5

Installation completed



Turn On

