

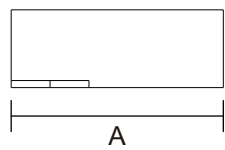
Aluminum Profile

PXG-506 Series
IP20

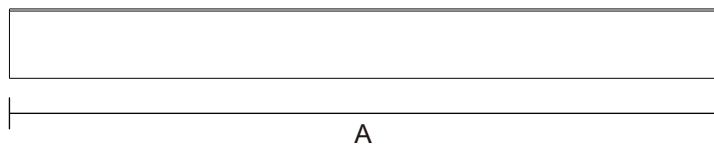
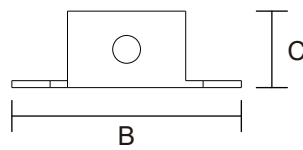


Item Code	Thickness (mm)	Frame Color	Material	Dimensions in mm				kg
				A	B	C	D	
PXG-506	1	Silver	Aluminum	4000	14	10	8	0.28
PXG-506-BK	1	Black	Aluminum	4000	14	10	8	0.28
PXG-506-CAP	\	White	PC	30	35	11	\	0.01
PXG-506-CAP-BK	\	Black	PC	30	35	11	\	0.01
PXG-506-PC	1	White	PC	4000	12	3	\	0.05

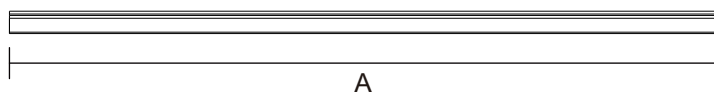
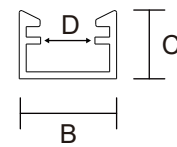
Dimensions in mm



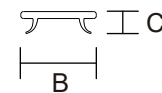
Item Code:PXG-506-CAP



Item Code:PXG-506



Item Code:PXG-506-PC

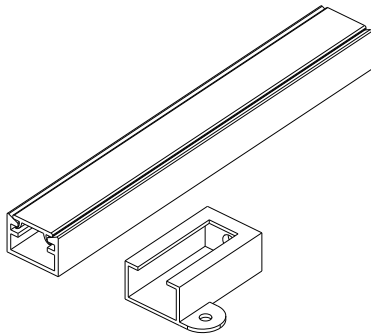



High Quality Aviation Aluminium Profiles

The profile is made of aviation aluminum, which is easy to process and has good wear resistance, corrosion resistance and oxidation resistance.

PC Cover

Aluminum


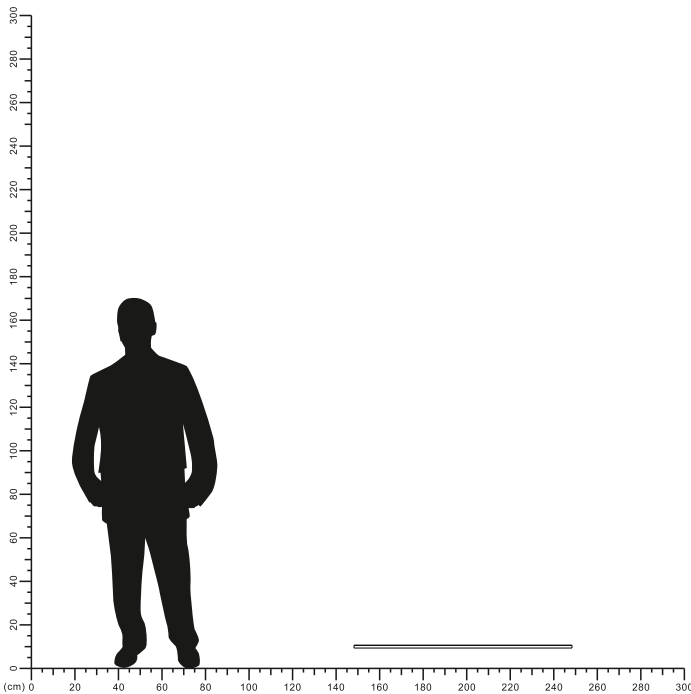


Description:
Aluminum Profile

Main material:
Engineering plastics+Aluminum

Specification
Simple and elegant, beautiful, with the use of lamp belt can make the whole room atmosphere upgrade grade IP20

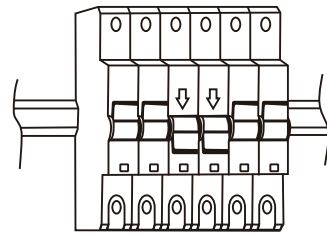
Applications
•The Ground
•The Wall
•The ceiling





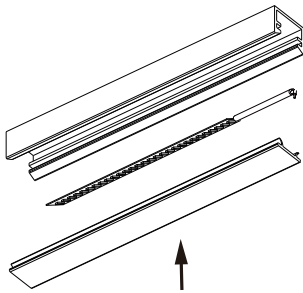
NOTE:

1. The installation of the product must be a professional electrician
2. The light source contained in this luminaire shall only be replaced by the manufacturer who is service agent or a similar qualified person.
3. Luminaire only suitable for indoor use.



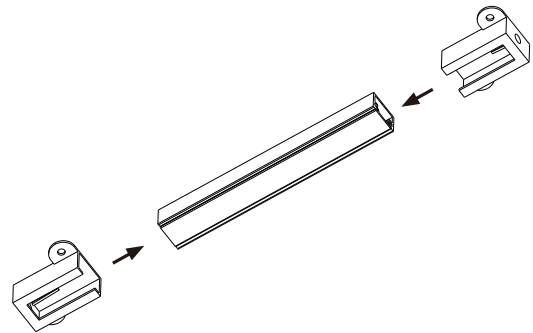
Turn Off

First, you make sure the power is off.



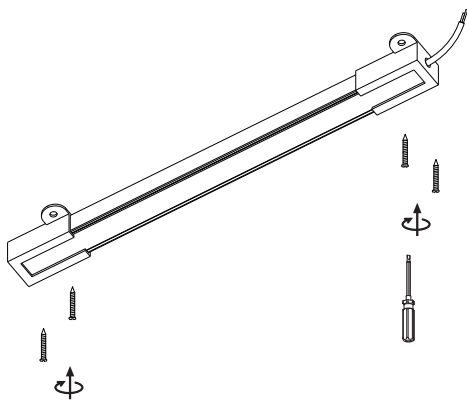
1

install the strip light into the aluminum profile, finally install the PC cover.



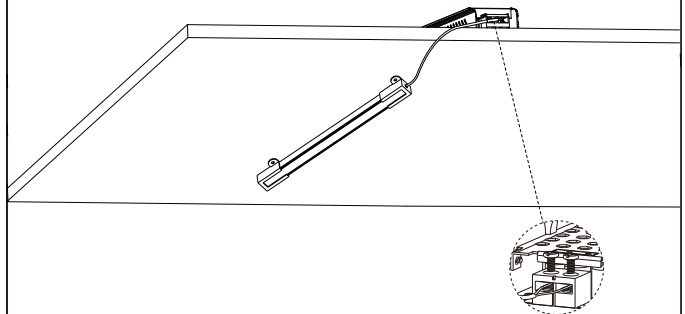
2

Mounting cover



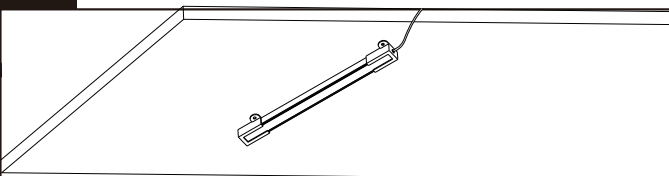
3

Mounted on the ceiling




4

Connect the cable



5

Installation completed



Turn On

