



SOLAR LED OUTDOOR GARDEN LIGHT

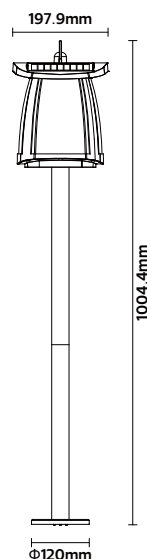
SGL-10L

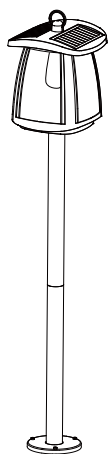
IP54



Item Code	Watt	Solar Panel	Battery Capacity	Charging/ Discharging Temp:	Charging Time	CCT	kg
SGL-10L	3.6W	Mono-Crystalline 2W	3.7V/7.4Wh	0~45°C/-20~60°C	7h	3000K,Ra≥80	1.7
Lumen	Lighting Time in Rainyday	Control Mode	Lighting Mode	IP/IK Rated			
97.2lm/W	≥10 days	Long Press 1.5s On/Off	M1:25% till dawn M2:50% till dawn M3:75% till dawn M4:100% till dawn	IP54			

Dimensions in mm





Description:

SOLAR LED OUTDOOR GARDEN LIGHT

Main material:

ABS+PET

Specification

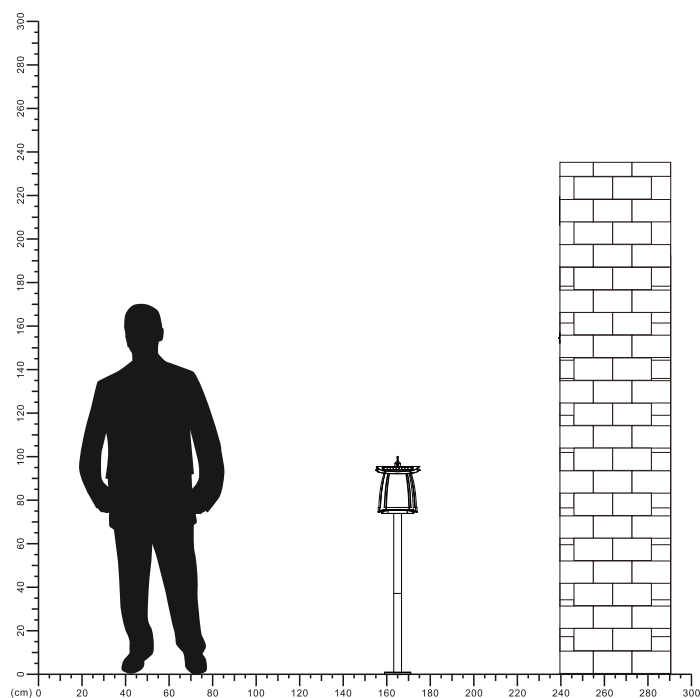
Energy saving, up to 85% energy saving comparing to standard halogen and incandescent lamps High quality light, high color rendering, less heat, no UV or IR radiation

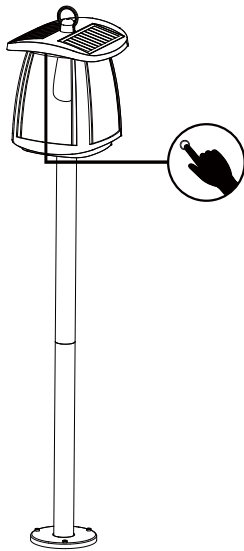
LED driver is included

IP 54

Applications

- . Park
- . Square
- . Garden





Switch Button

1. On/Off: Long press for 1.5s.
(After the initial activation, the lamp will turn on/off automatically when dark/dawn.)
2. Change lighting mode: Short press.

Lighting Mode

- | | |
|-------------------|--------------------|
| M1: 25% till dawn | M2: 50% till dawn |
| M3: 75% till dawn | M4: 100% till dawn |

Caution

This light bulb is related below 4.2V do not overload.
Connect with any voltage higher than 4.2V is prohibited.



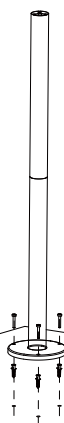
1

Connect the poles by screws



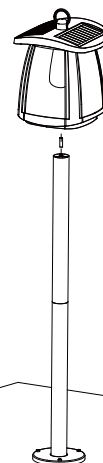
2

Fix the pole with base by screws



3

Nail the expansion screws into ground
and fix the base by screws



4

Connect the pole and lamp body
by screws

