

LED OUTDOOR WALL LAMP

W27005L

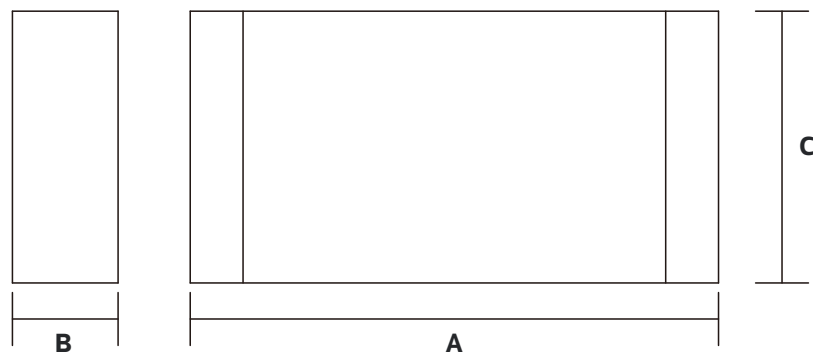
IP65

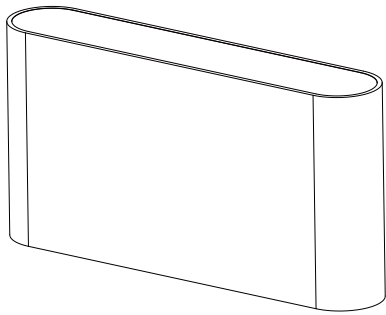


Outdoor	AC 220-240V	50/60 Hz	PF ≥0.7	CCT 3000K	Ra ≥80	IP65	Beam Angel 90°	Chips SMD	
---------	----------------	-------------	------------	--------------	-----------	------	----------------------	--------------	--

Item Code	P (W)	CCT(K)	Beam angle	Output (lm)	lm/w	Dimensions in mm			
						A	B	C	
W27005L	10	3000	90°	650	65	175	35	90	0.58

Dimensions in mm





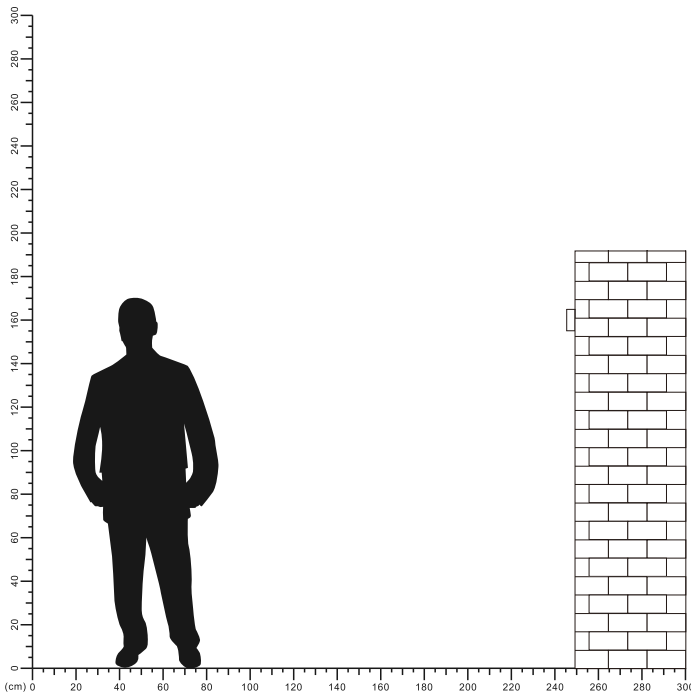
Description:
LED OUTDOOR WALL LAMP

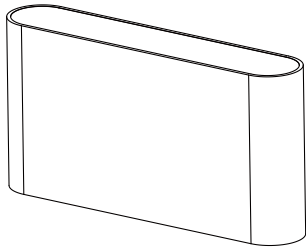
Main material:
Aluminum+ Glass

Specification
Energy saving, up to 85% energy saving comparing to standard halogen and incandescent lamps
High quality light, high color rendering, less heat, no UV or IR radiation
Build-in LED Driver
IP65

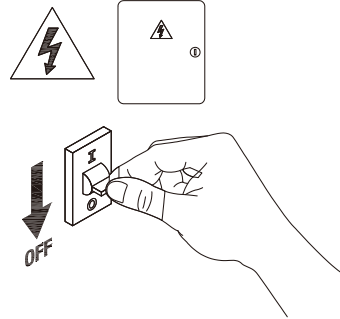
Applications

- . Park
- . Square
- . Tourist attraction
- . Corridor





1



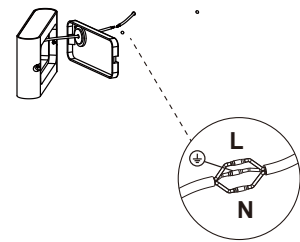
2

Turn off the power



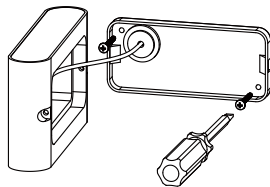
3

Drill 3 holes on your wall



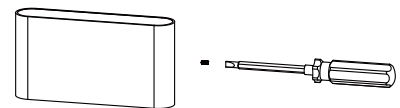
4

Connect the cable



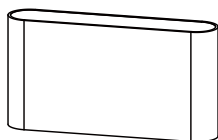
5

Install the screw



6

Fixing the lamp body



7

Installation completed



8

Turn on power

