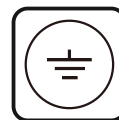



LED Wall Lamp

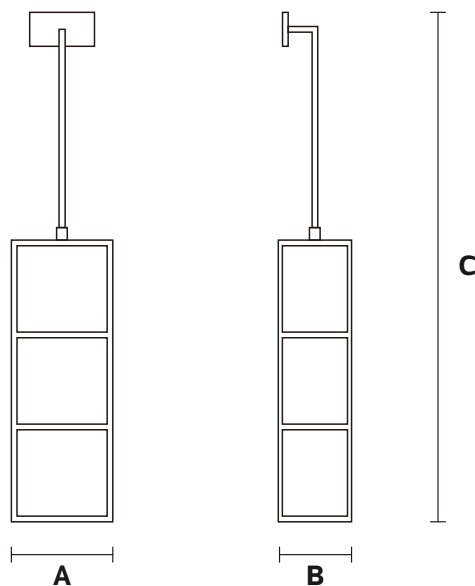
WL-9077

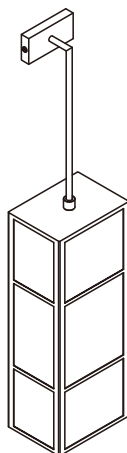
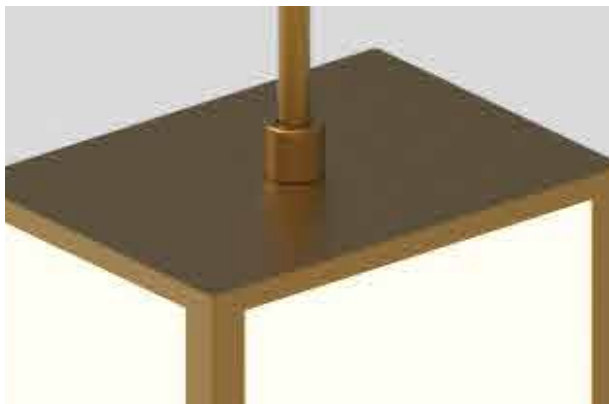
IP20



Item Code	Cap Type	Dimensions in mm			
		A	B	C	
WL-9077	E27*2	180	130	900	2.5

Dimensions in mm






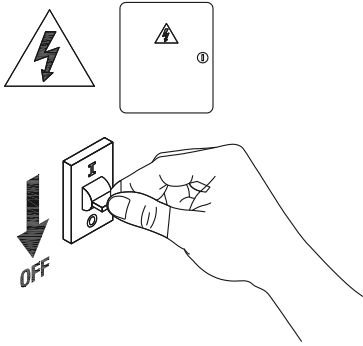
Description:
LED Wall Lamp

Main material:
Iron + acrylic

Specification
Special tree branch shape appearance, simple but full of personality and creative, randomly match the scene.
IP20

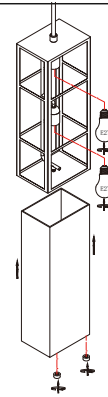
Applications
. Hotel
. Drawing room
. Corridor





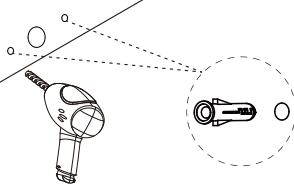
1

Turn off The Power



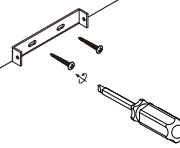
2

Install the E27 bulb and install the lamp casing



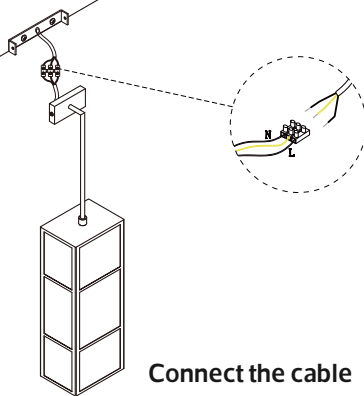
3

Fill holes in the wall insert expansion screws



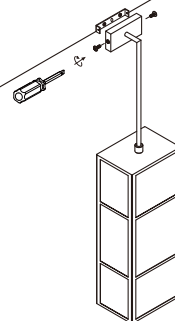
4

Install base plate



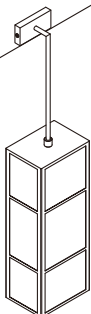
5

Connect the cable



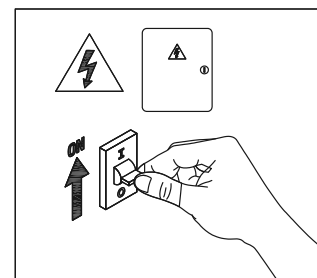
6

Tighten the bulb and insert the lampshade



7

Installation completed



8

Turn on the power

