

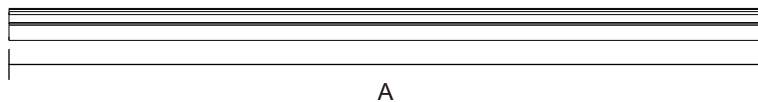
Aluminum Profile

XT-290 Series IP20

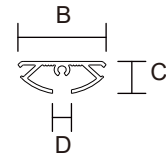


Item Code	Thickness (mm)	Frame Color	Material	Dimensions in mm				
				A	B	C	D	
XT-290	1	Silver	Aluminum	4000	23	10	5	0.56
XT-290-CAP	1	Gray	pc	6	Φ32			0.01
XT-290-PC	1	White	pc	4000	30	25	17	0.4


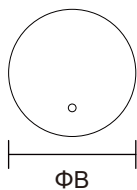
Dimensions in mm



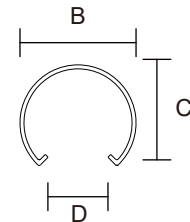
Item Code:XT-290



Item Code:XT-290-CAP



Item Code:XT-290-PC

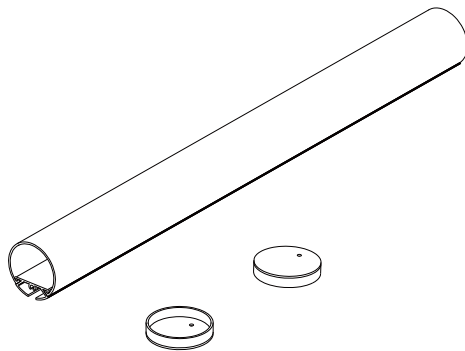


High Quality Aviation Aluminium Profiles

The profile is made of aviation aluminum, which is easy to process and has good wear resistance, corrosion resistance and oxidation resistance.

PC Cover

Aluminum



Description:

Aluminum Profile

Main material:


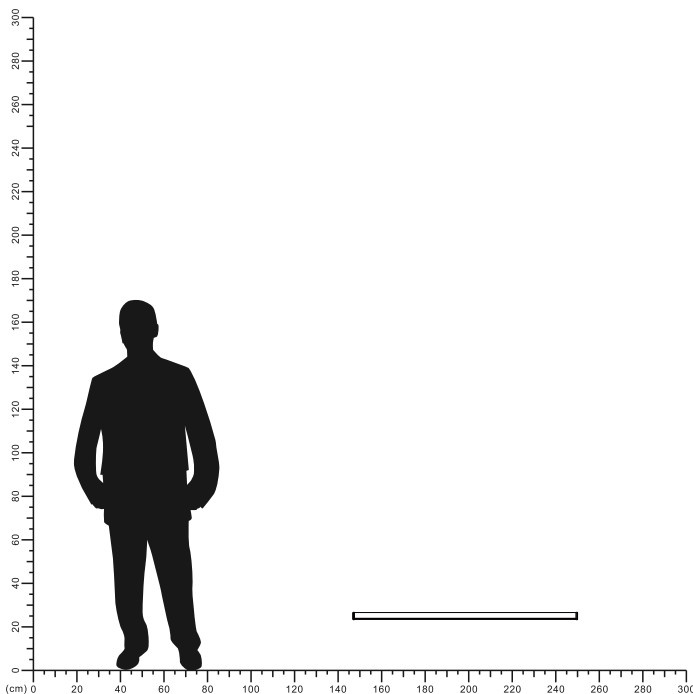
Engineering plastics+Aluminum

Specification

Simple and elegant, beautiful, with the use of lamp belt can make the whole room atmosphere upgrade grade IP20

Applications

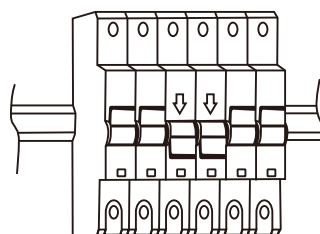
- The ceiling





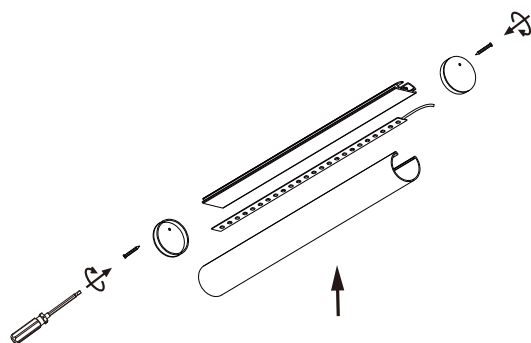
NOTE:

1. The installation of the product must be a professional electrician
2. The light source contained in this luminaire shall only be replaced by the manufacturer who is service agent or a similar qualified person.
3. Luminaire only suitable for indoor use.



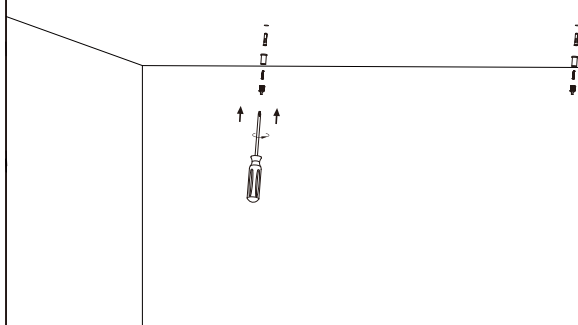
Turn Off

First, you make sure the power is off.



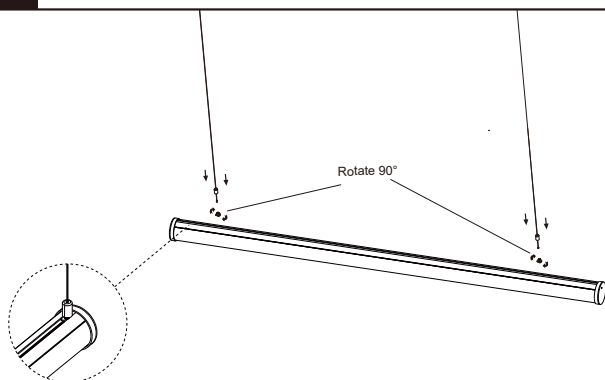
1

install the strip light into the aluminum profile, then put the cap install to the both side,



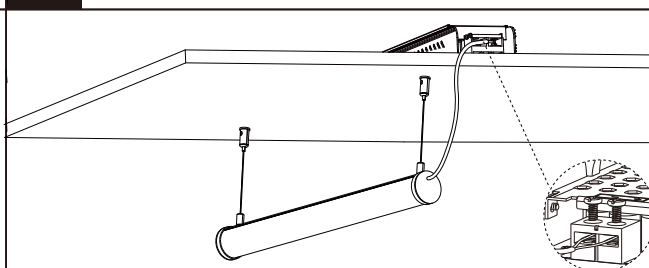
2

Drill 2 holes on your ceiling and Fix screw



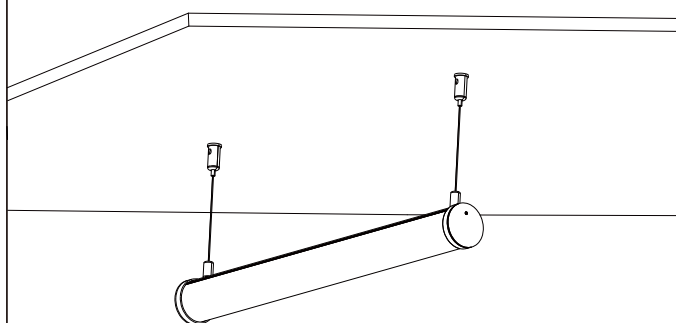
3

Fixed aluminum




4

Connecting cable



5

Installation completed



Turn On

