
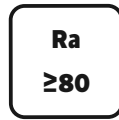


CEILING LAMP

ME-ICL0403-30

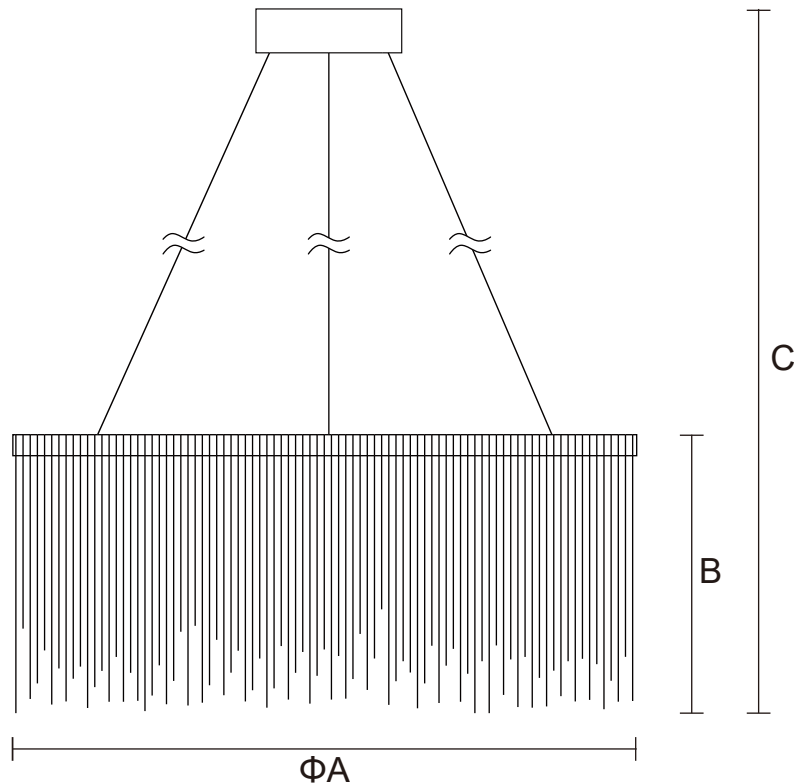
ME-ICL0404-30

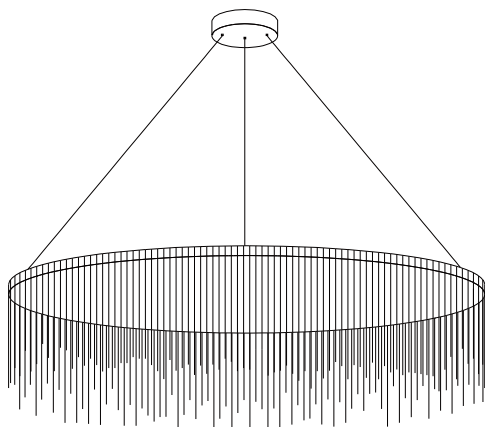
IP20



Model No	P (W)	CCT(K)	Color	Output (lm)	lm/w	Dimensions in mm			
						A	B	C	
ME-ICL0403-30	30W	3000	Silver	900	30	Φ1000	450	1500	3.8
ME-ICL0404-30	30W	3000	Gold	900	30	Φ1000	450	1500	3.8

Dimensions in mm





Description:
CEILING LAMP

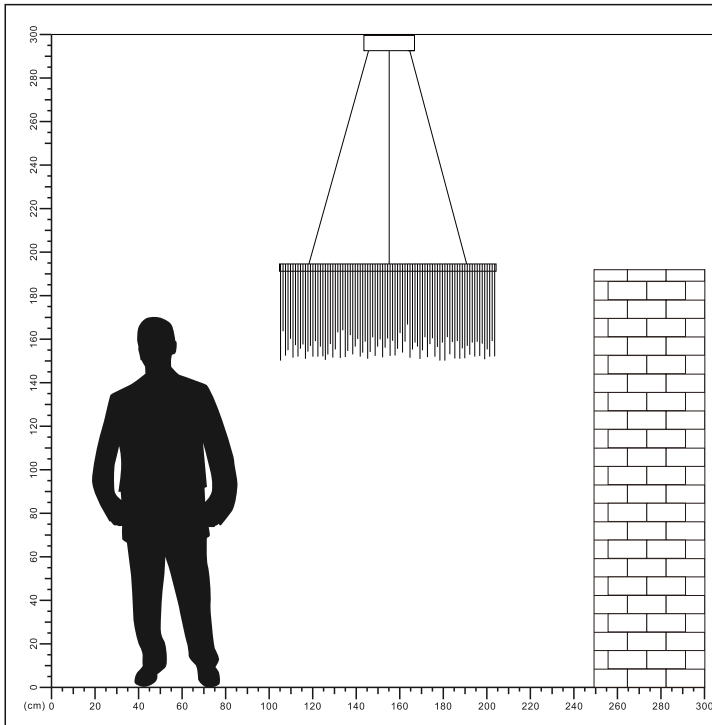
Main material:
Iron+Aluminum+Silicone

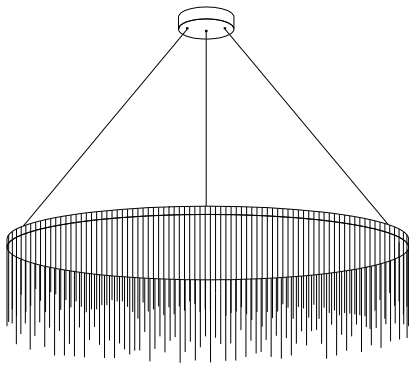
Specification

Exquisite silver Iron chain, not fading, sturdy and durable, comfortable to touch, with a more stylish design.
Thickened aluminum tray, scratch proof and wear-resistant, strong load-bearing capacity, safe and reliable.
High transmittance silicone lampshade, with a delicate texture and soft light that is not dazzling.
IP20

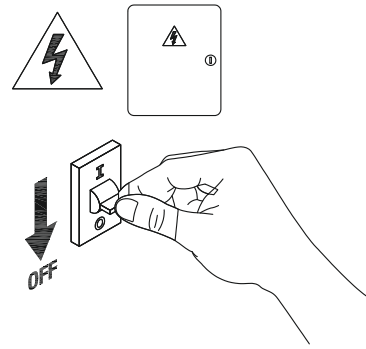
Applications

- . Hotel
- . Drawing room
- . Corridor

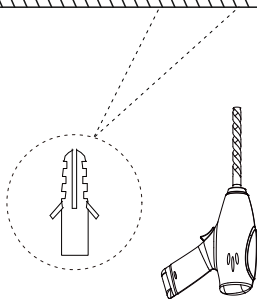




1

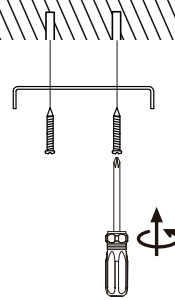


Turn off The Power



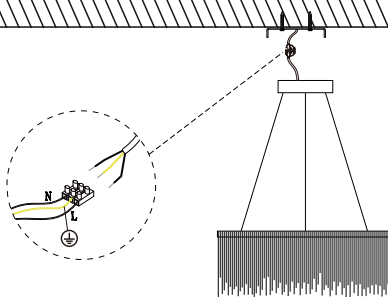
2

Drill holes in the ceiling insert expansion screws



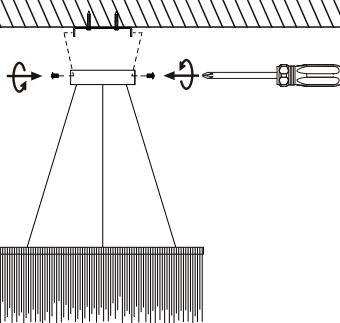
3

Installing the base plate



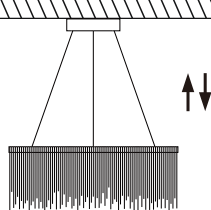
4

Connect the cable



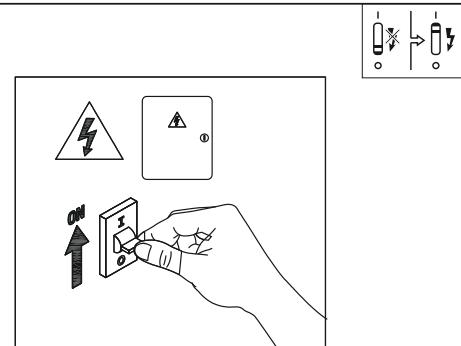
5

Fix the lamp to the ceiling



6

Adjust the cable length according to the floor height, installation completed



7

Turn on the power

