
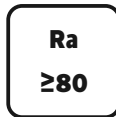



LED Outdoor Wall Lamp

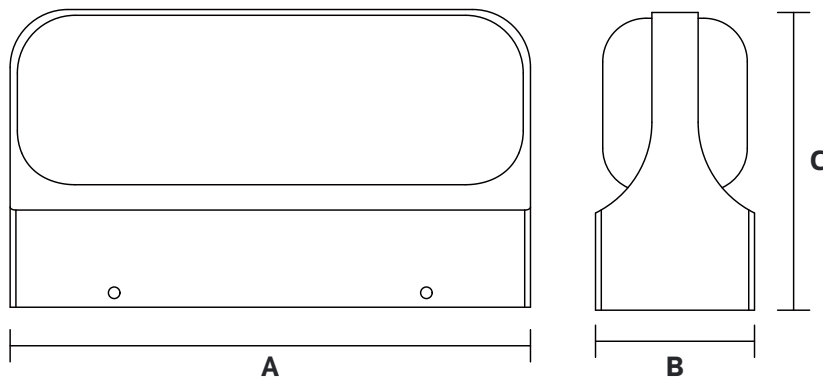
Z011 Series

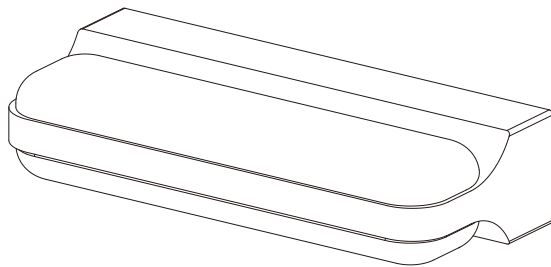
IP65



Item Code	P (W)	CCT(K)	Beam angle	Output (lm)	lm/w	Dimensions in mm			
						A	B	C	
Z012	7	3000	180°	540	77.14	180	55	104	0.63
Z011	10	3000	180°	650	65	240	55	104	0.7

Dimensions in mm



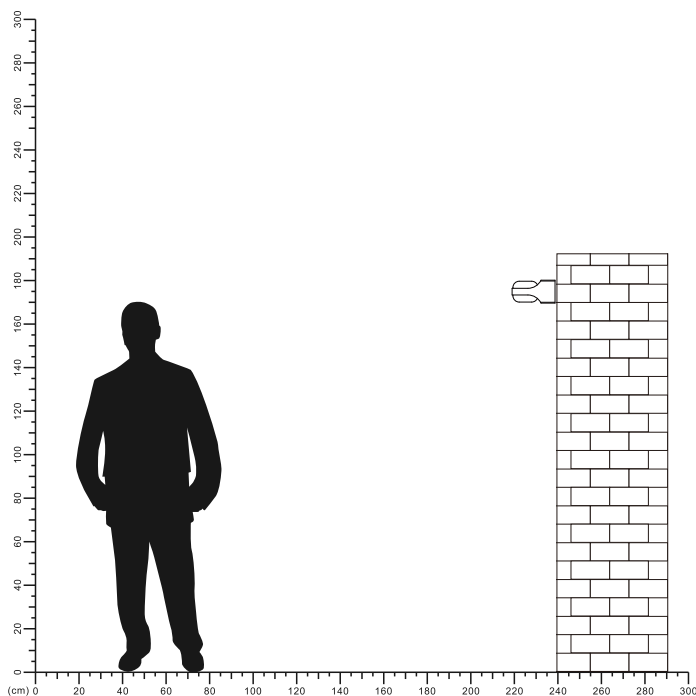


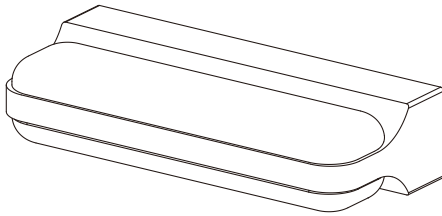
Description:
LED Outdoor Wall Lamp

Main material:
Aluminum+Engineering plastics

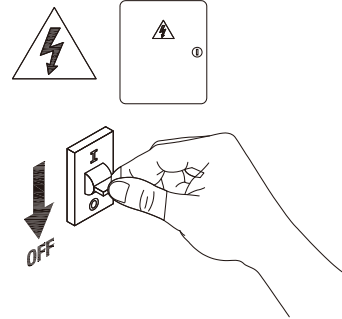
Specification
Energy saving, up to 85% energy saving
comparing to standard halogen and incandescent
lamps
High quality light, high color rendering, less heat,
no UV or IR radiation
Build-in LED Driver
IP65

Applications
. Park
. Square
. Tourist attraction
. Corridor



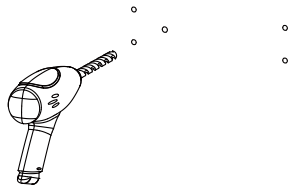


1



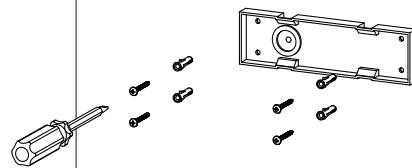
2

Turn off the power



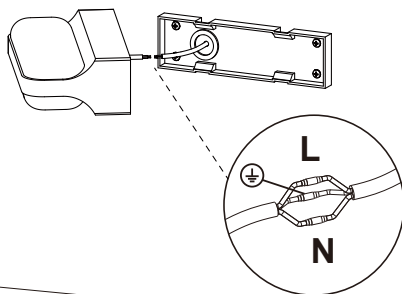
3

Drill 5 holes on your wall



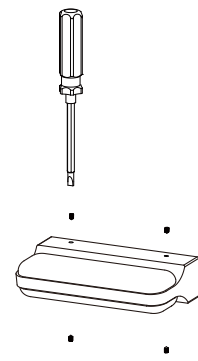
4

Fixing the base



5

Connect the cable




6

Fixing the lamp body



7

Installation completed



8

Turn on power

