

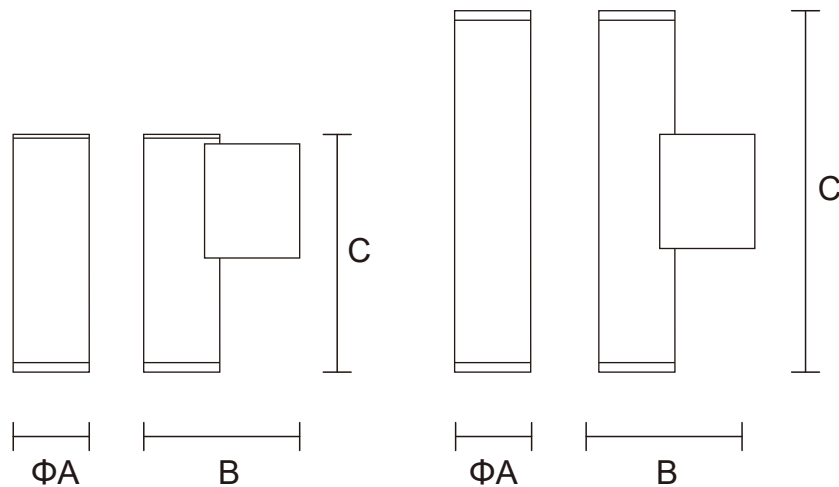
WALL LAMP HOUSING

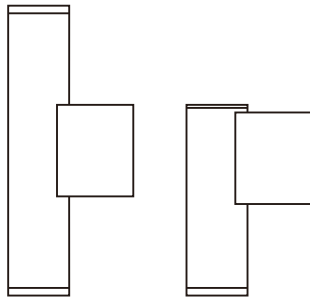
NR-OWLS0202-1 NR-OWLS0203-1
IP65



Model No	Cap Type	Lamp Type	Dimensions in mm			
			A	B	C	
NR-OWLS0202-1	GU10*1(Max.4W)	MR11	Φ40	82	125	0.19
NR-OWLS0203-1	GU10*2(Max.4W/Cap)	MR11	Φ40	82	190	0.25

Dimensions in mm





Description:
WALL LAMP HOUSING


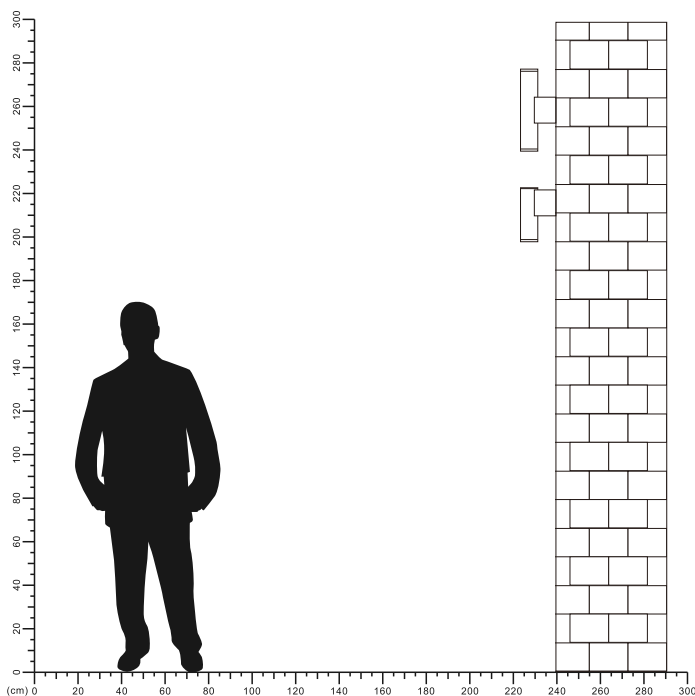
Main material:
Aluminum+Glass

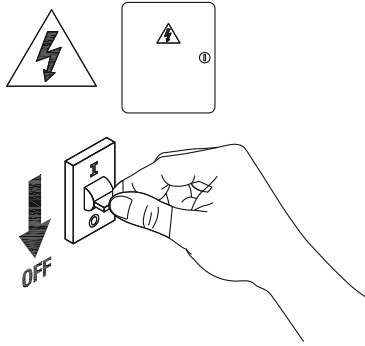
Specification

1. Fashionable simplicity: Classic modernist design, simple and generous lamp body, suitable for various decoration styles.
2. Texture material: Adopt high-quality materials, the surface is processed by special technology, which has texture and is easy to clean.
3. Multiple lights: Unique design concept, multiple light effects to choose from, both beautiful and practical.
4. Easy installation: The lamp holder adopts a user-friendly installation design, which is convenient, quick, time-saving and labor-saving.

Applications

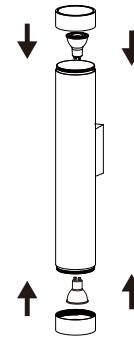
. Park . Square . Tourist attraction . Corridor





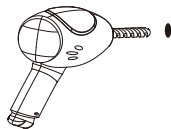
1

Turn off The Power



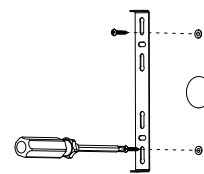
2

Install GU10 bulbs.



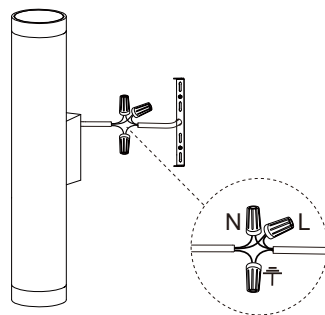
3

Drill 2 holes on the wall



4

Fixed base



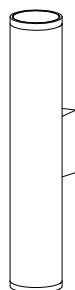
5

connect the cable



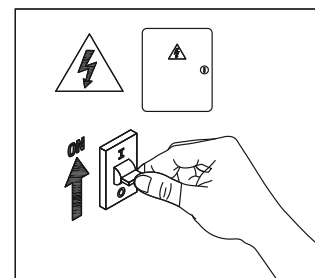
6

Fix the lamp to the wall



7

Installation completed



8

Turn on the power

