



مشکاتی
Meshkati

LED Smart Magnetic Track System CATALOGUE

 8004300030

2023 - 2024

Since 2009, with accelerated steps racing technology developments MeshKati offers integrated solutions for professional lighting in Saud Arabia by providing our customers with high quality products that are worthy of their trust .

منذ عام ٢٠٠٩ وبخطوات متسارعة تسابق تطورات التقنية , تسعى شركة مشكاتي لتقديم حلول متكاملة لنظم الإنارة الاحترافية في السعودية من خلال تقديم منتجات ذات جودة عالية جديدة بثقة العميل

MeshKati is one of the pioneer companies in the lighting market in Saudi Arabia, as we have won the customer's trust through providing satisfactory products that serves the customers' needs using newest technology & best quality.


تعد شركة مشكاتي من الشركات السبّاقة في سوق الإنارة في السعودية لأننا كسبنا ثقة العملاء من خلال ما نقدمه من منتجات تلبي رغبات العميل واحتياجاته باستخدام أحدث التقنيات وأعلى جودة متوفرة في الأسواق


Meshkati مشكاتي






Magnetic orbit shape




Rounded corner



runway



circle

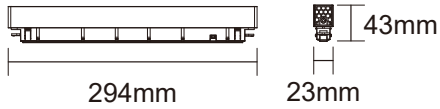


S-type

MAGNET LIGHT

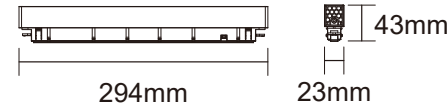
Grille lamp series

NR-S20-DL105-10 24°

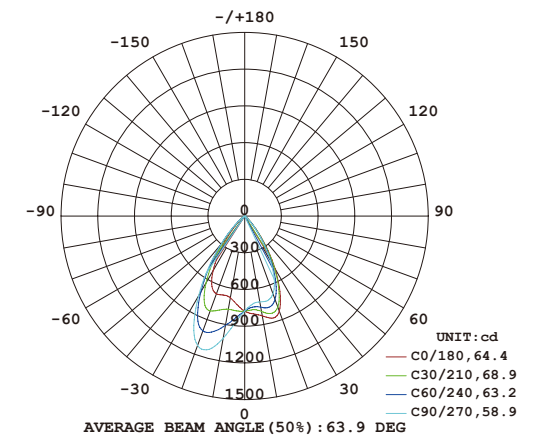
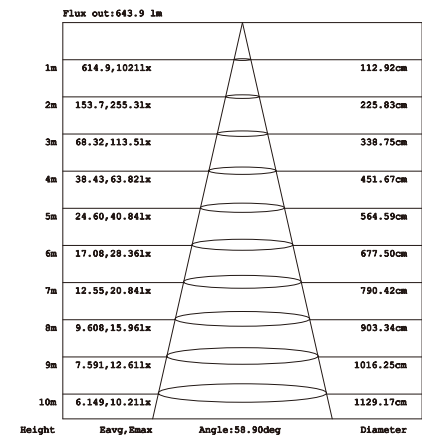
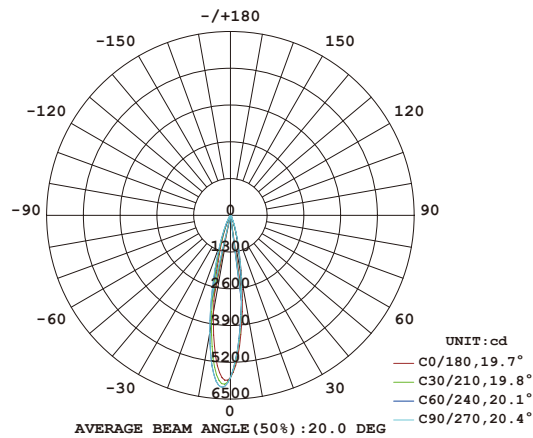



W Wattage	lm	CCT	Beam Angle	IP	Life	Frame Color
10	710	2700K 3000K 4000K	24°	IP20	30,000 hours	Black White
Ra	COB SMD	Chips	Driver	Material	Using Track	Weight
≥90	SMD	bridgelux.	NOORCO	Alum	NR-S20/F20	0.20

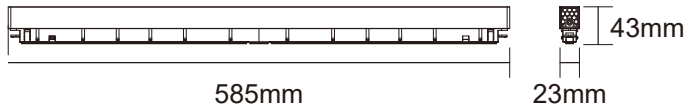
NR-S20-DL105-10 60°



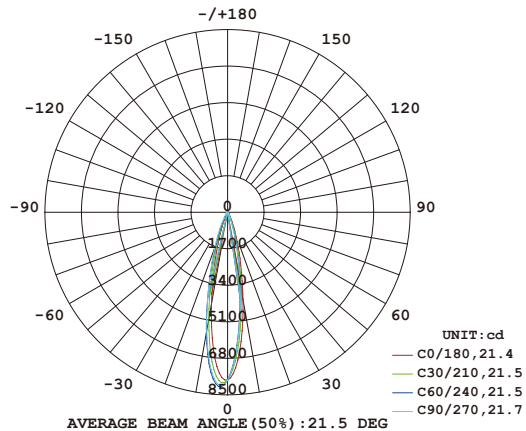
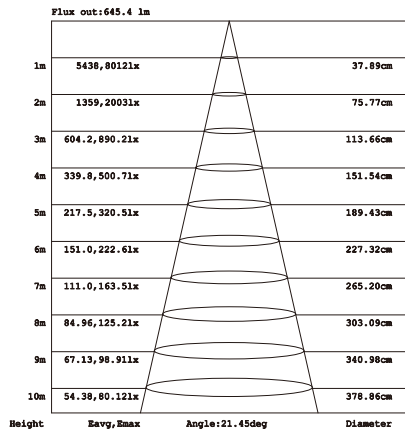
W Wattage	lm	CCT	Beam Angle	IP	Life	Frame Color
10	710	2700K 3000K 4000K	60°	IP20	30,000 hours	Black White
Ra	COB SMD	Chips	Driver	Material	Using Track	Weight
≥90	SMD	bridgelux.	NOORCO	Alum	NR-S20/F20	0.20



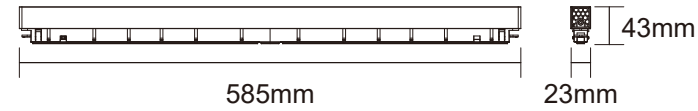
NR-S20-DL105-15 24°



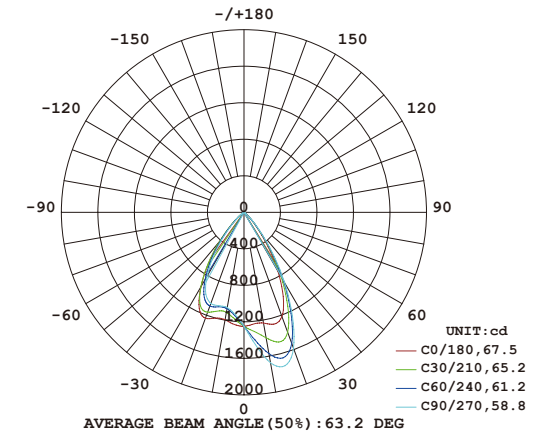
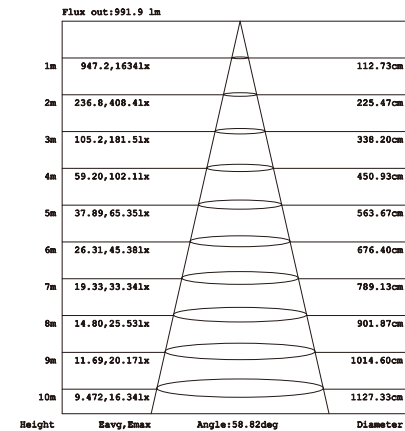
W Wattage	lm	CCT	Beam Angle	IP	Life	Frame Color
15	1155	2700K 3000K 4000K	24°	IP20	30,000 hours	Black White
Ra	COB SMD	Chips	Driver	Material	Using Track	Weight
≥90	SMD	bridgelux	NOORCO	Alum	NR-S20/F20	0.35



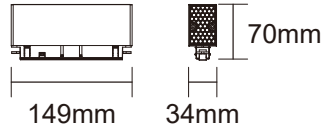
NR-S20-DL105-15 60°



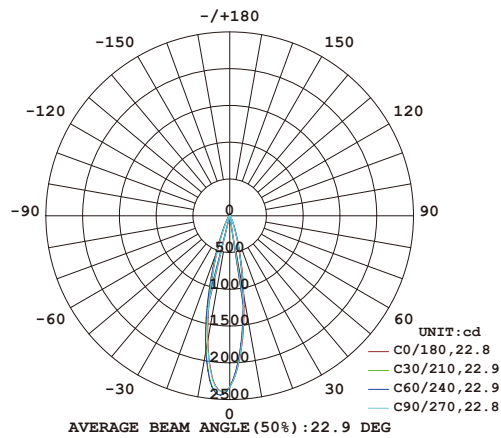
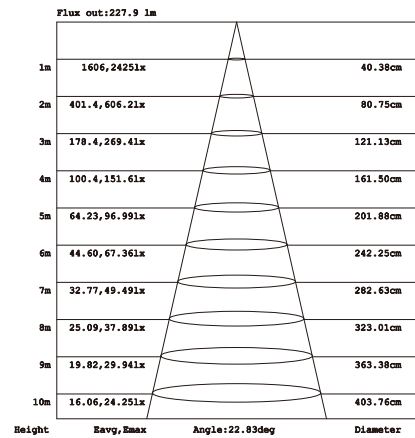
W Wattage	lm	CCT	Beam Angle	IP	Life	Frame Color
15	1155	2700K 3000K 4000K	60°	IP20	30,000 hours	Black White
Ra	COB SMD	Chips	Driver	Material	Using Track	Weight
≥90	SMD	bridgelux	NOORCO	Alum	NR-S20/F20	0.35



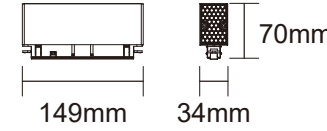
NR-S35-DL105-6 24°



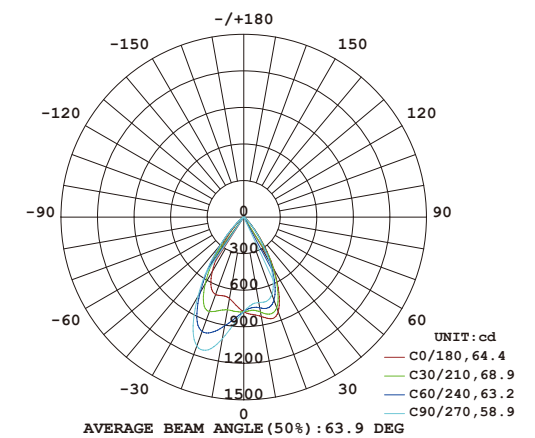
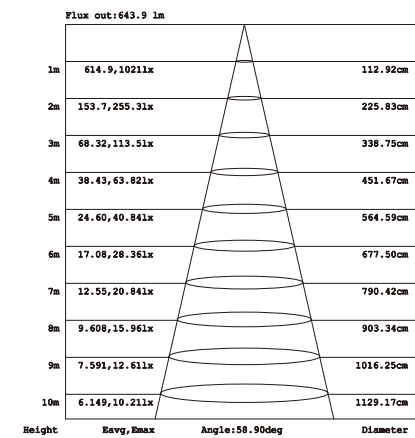
W Wattage	lm	CCT	Beam Angle	IP	Life	Frame Color
6	426	2700K 3000K 4000K	24°	IP20	30,000 hours	Black White
Ra	COB SMD	Chips	Driver	Material	Using Track	Weight
≥90	SMD	bridgelux	NOORCO	Alum	NR-S35/F35	0.16



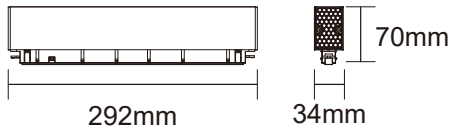
NR-S35-DL105-6 60°



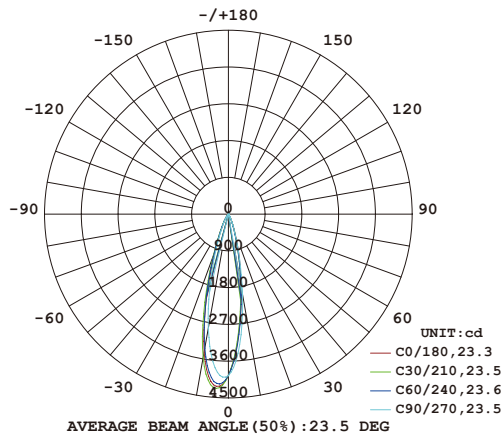
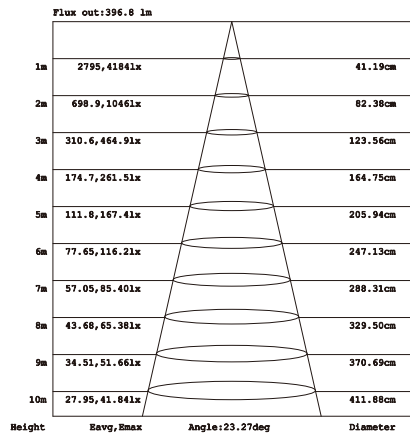
W Wattage	lm	CCT	Beam Angle	IP	Life	Frame Color
6	426	2700K 3000K 4000K	60°	IP20	30,000 hours	Black White
Ra	COB SMD	Chips	Driver	Material	Using Track	Weight
≥90	SMD	bridgelux	NOORCO	Alum	NR-S35/F35	0.16



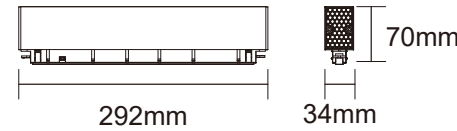
NR-S35-DL105-10 24°



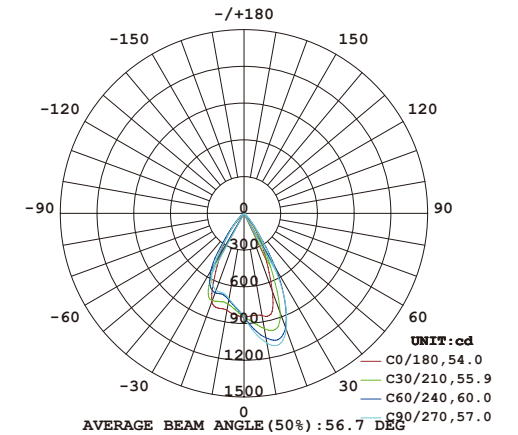
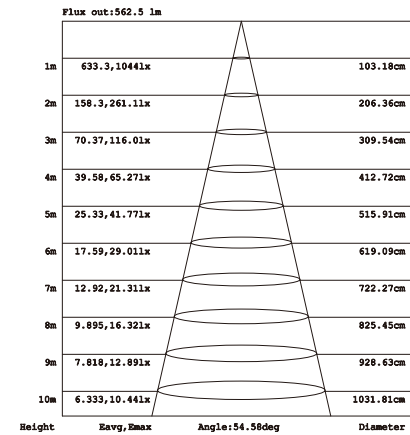
W Wattage	Im	CCT	Beam Angle	IP	Life	Frame Color
10	710	2700K 3000K 4000K	24°	IP20	30,000 hours	Black White
Ra	COB SMD	Chips	Driver	Material	Using Track	Weight
≥90	SMD	bridgelux.	NOORCO	Alum	NR-S35/F35	0.32



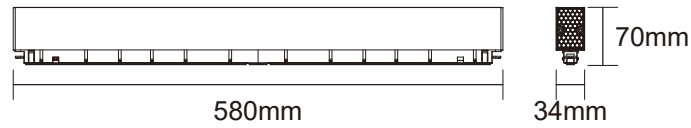
NR-S35-DL105-10 60°



W Wattage	Im	CCT	Beam Angle	IP	Life	Frame Color
10	710	2700K 3000K 4000K	60°	IP20	30,000 hours	Black White
Ra	COB SMD	Chips	Driver	Material	Using Track	Weight
≥90	SMD	bridgelux.	NOORCO	Alum	NR-S35/F35	0.32

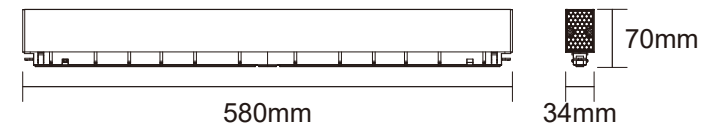


NR-S35-DL105-15 24°

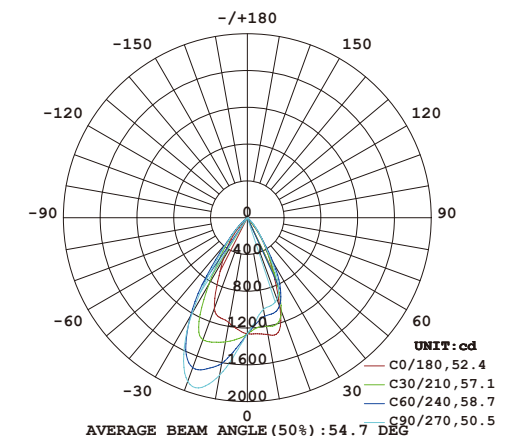
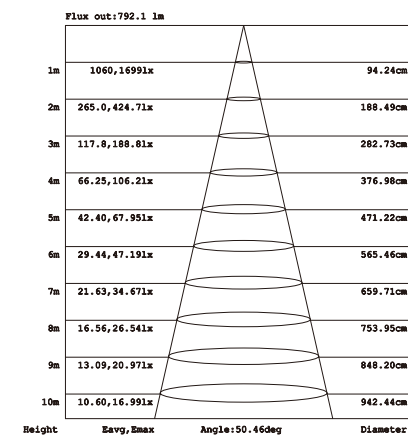
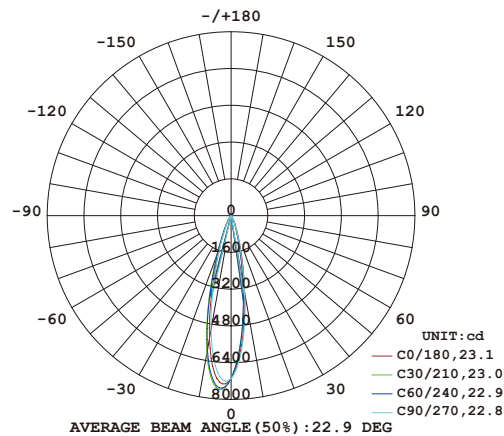
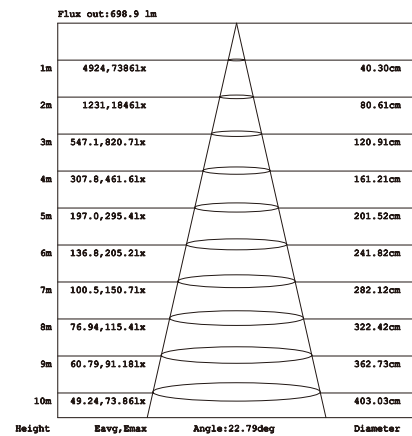


W Wattage	lm	CCT	Beam Angle	IP	Life	Frame Color
15	1155	2700K 3000K 4000K	24°	IP20	30,000 hours	Black White
Ra	COB SMD	Chips	Driver	Material	Using Track	Weight
≥90	SMD	bridgelux	NOORCO	Alum	NR-S35/F35	0.60


NR-S35-DL105-15 60°



W Wattage	lm	CCT	Beam Angle	IP	Life	Frame Color
15	1155	2700K 3000K 4000K	60°	IP20	30,000 hours	Black White
Ra	COB SMD	Chips	Driver	Material	Using Track	Weight
≥90	SMD	bridgelux	NOORCO	Alum	NR-S35/F35	0.60




NR-S35-DL105-30 24°

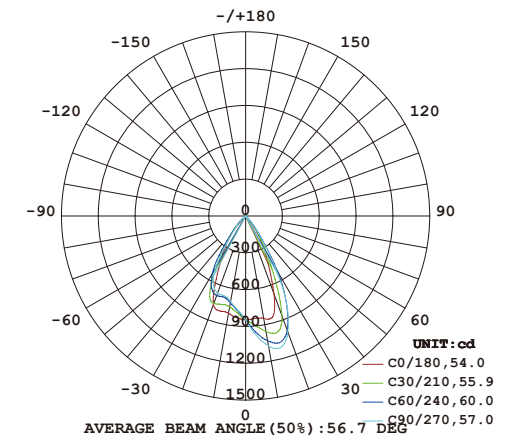
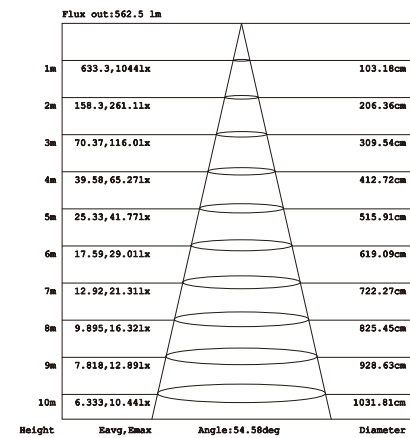
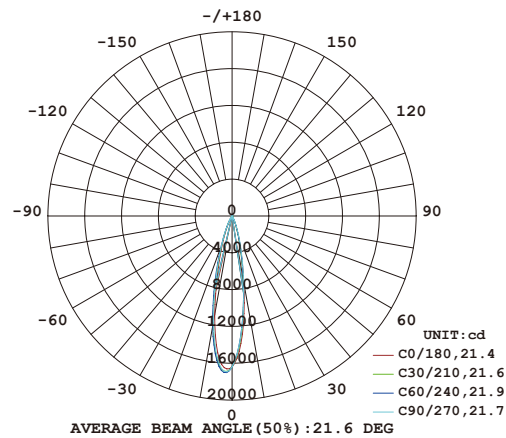
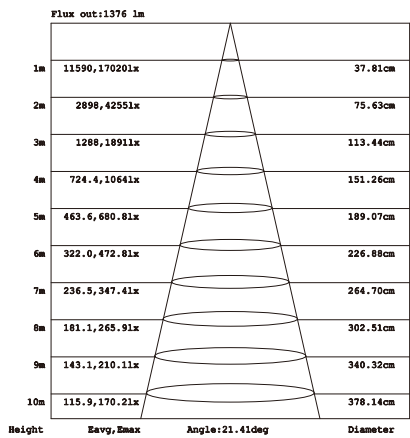


W Wattage	lm	CCT	Beam Angle	IP	Life	Frame Color
30	2190	2700K 3000K 4000K	24°	IP20	30,000 hours	Black White
Ra	COB SMD	Chips	Driver	Material	Using Track	Weight
≥90	SMD	bridgelux	NOORCO	Alum	NR-S35/F35	0.90

NR-S35-DL105-30 60°



W Wattage	lm	CCT	Beam Angle	IP	Life	Frame Color
30	2190	2700K 3000K 4000K	60°	IP20	30,000 hours	Black White
Ra	COB SMD	Chips	Driver	Material	Using Track	Weight
≥90	SMD	bridgelux	NOORCO	Alum	NR-S35/F35	0.90

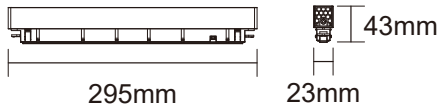




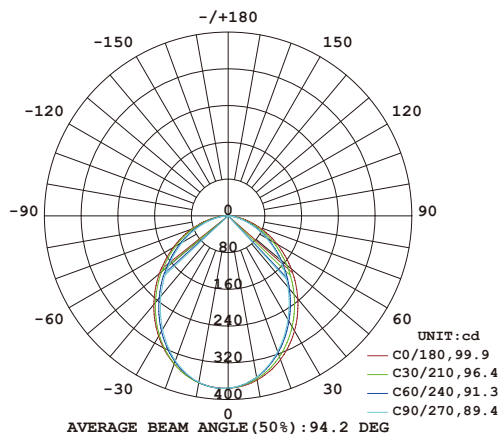
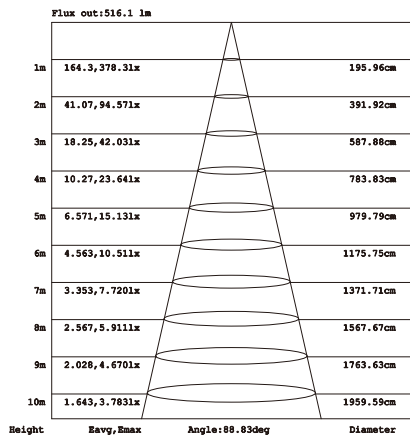
MAGNET LIGHT

Floodlight series

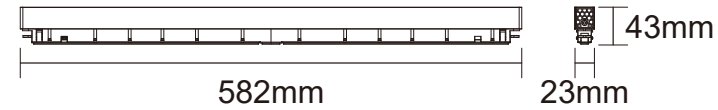
NR-S20-PL105-10



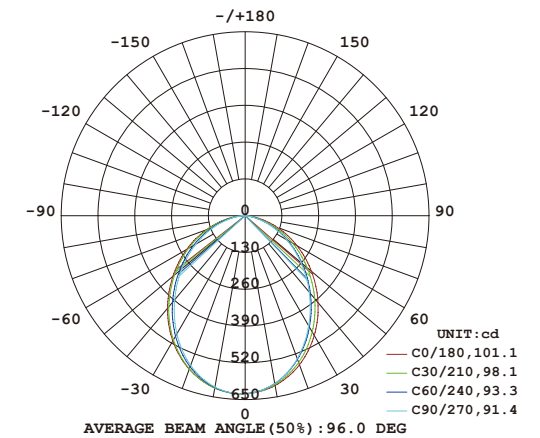
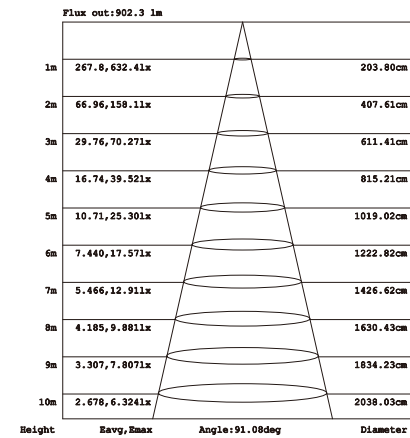
W Wattage	lm	CCT	Beam Angle	IP	Life	Frame Color
10	710	2700K 3000K 4000K	100°	IP20	30,000 hours	Black White
Ra	COB SMD	Chips	Driver	Material	Using Track	Weight
≥90	SMD	bridgelux	NOORCO	Alum	NR-S20/F20	0.18



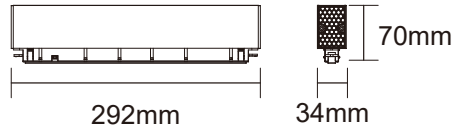
NR-S20-PL105-15



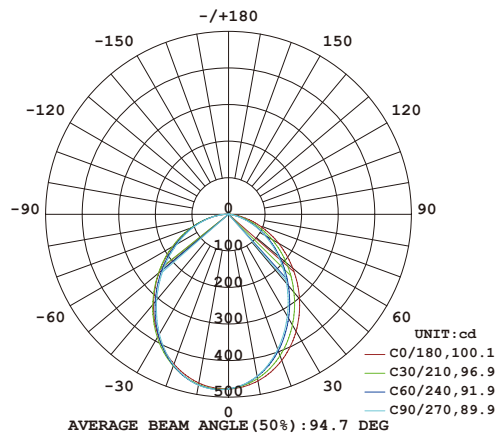
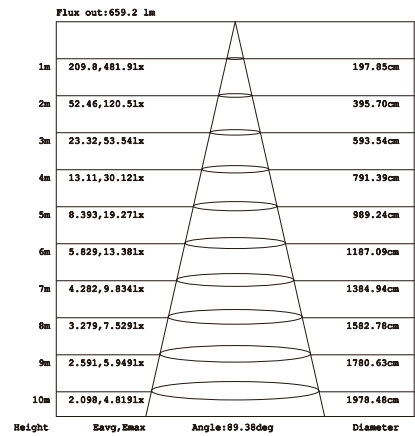
W Wattage	lm	CCT	Beam Angle	IP	Life	Frame Color
15	1200	2700K 3000K 4000K	100°	IP20	30,000 hours	Black White
Ra	COB SMD	Chips	Driver	Material	Using Track	Weight
≥90	SMD	bridgelux	NOORCO	Alum	NR-S20/F20	0.31



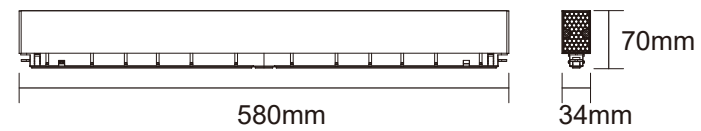
NR-S35-PL105-10



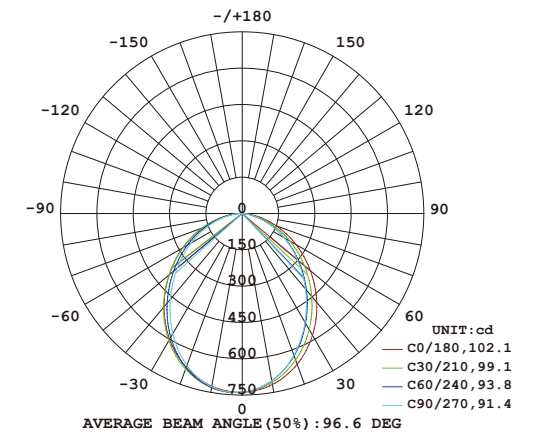

W Wattage	lm	CCT	Beam Angle	IP	Life	Frame Color
10	710	2700K 3000K 4000K	100°	IP20	30,000 hours	Black White
Ra	COB SMD	Chips	Driver	Material	Using Track	Weight
≥90	SMD	bridgelux	NOORCO	Alum	NR-S35/F35	0.26




NR-S35-PL105-15



W Wattage	lm	CCT	Beam Angle	IP	Life	Frame Color
15	1200	2700K 3000K 4000K	100°	IP20	30,000 hours	Black White
Ra	COB SMD	Chips	Driver	Material	Using Track	Weight
≥90	SMD	bridgelux	NOORCO	Alum	NR-S35/F35	0.52




NR-S35-PL105-30

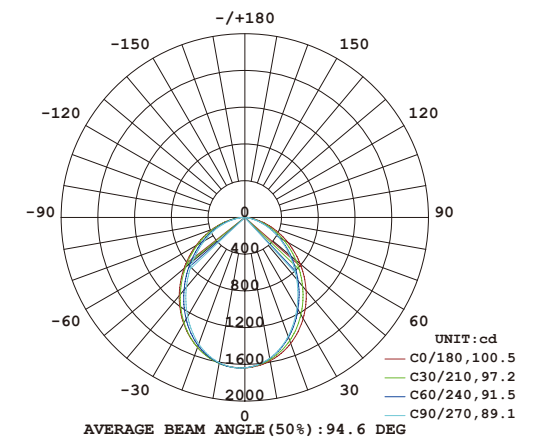
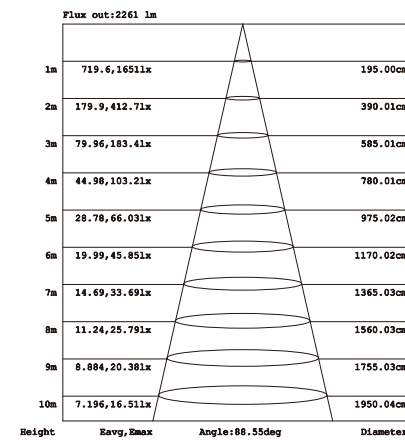
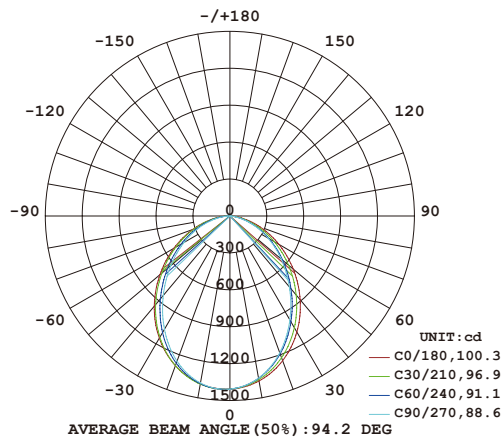
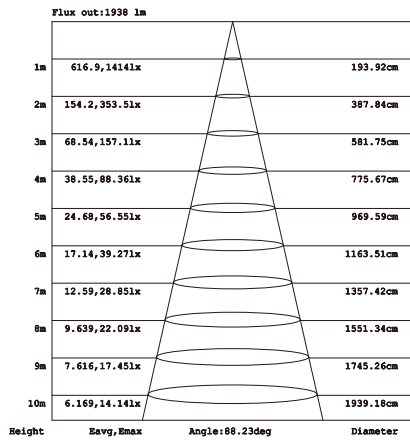


W Wattage	lm	CCT	Beam Angle	IP	Life	Frame Color
30	2190	2700K 3000K 4000K	100°	IP20	30,000 hours	Black White
Ra	COB SMD	Chips	Driver	Material	Using Track	Weight
≥90	SMD	bridgelux	NOORCO	Alum	NR-S35/F35	0.83

NR-S35-PL105-40



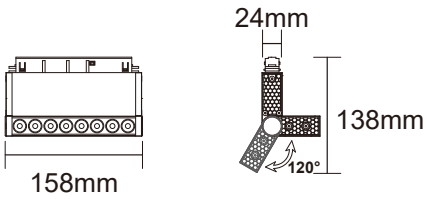
W Wattage	lm	CCT	Beam Angle	IP	Life	Frame Color
40	3200	2700K 3000K 4000K	100°	IP20	30,000 hours	Black White
Ra	COB SMD	Chips	Driver	Material	Using Track	Weight
≥90	SMD	bridgelux	NOORCO	Alum	NR-S35/F35	0.83



MAGNET LIGHT

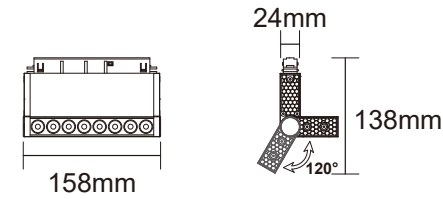
Folding lamp series

NR-S20-ZD105-6 24°

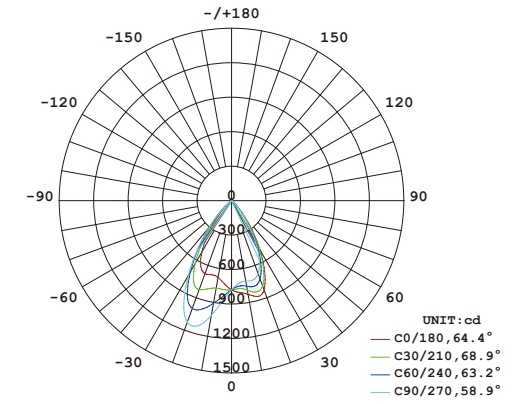
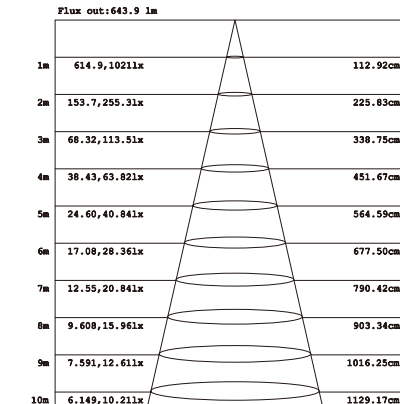
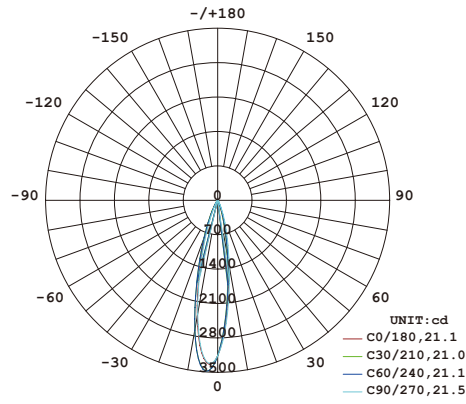
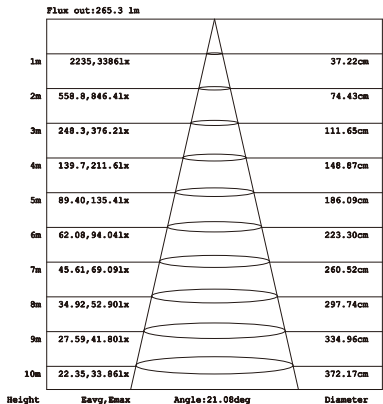


W Wattage	lm	CCT	Beam Angle	IP	Life	Frame Color
6	426	2700K 3000K 4000K	24°	IP20	30,000 hours	Black White
Ra	COB SMD	Chips	Driver	Material	Using Track	Weight
≥90	SMD	bridgelux	NOORCO	Alum	NR-S20/F20	0.38

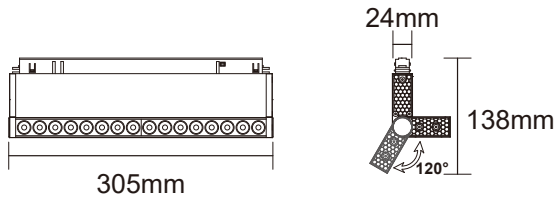
NR-S20-ZD105-6 60°



W Wattage	lm	CCT	Beam Angle	IP	Life	Frame Color
6	426	2700K 3000K 4000K	60°	IP20	30,000 hours	Black White
Ra	COB SMD	Chips	Driver	Material	Using Track	Weight
≥90	SMD	bridgelux	NOORCO	Alum	NR-S20/F20	0.38

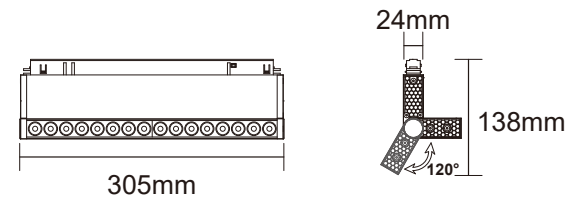


NR-S20-ZD105-10 24°

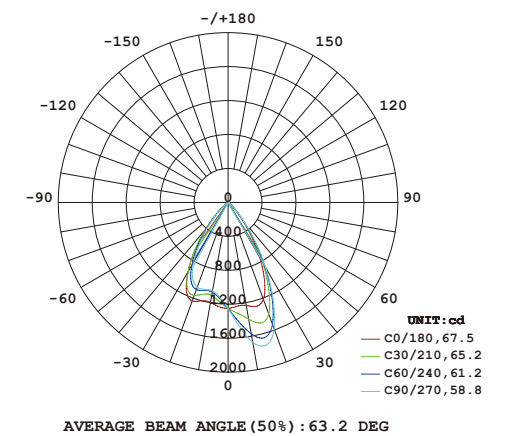
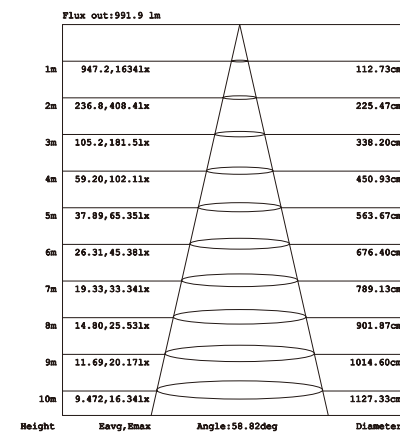
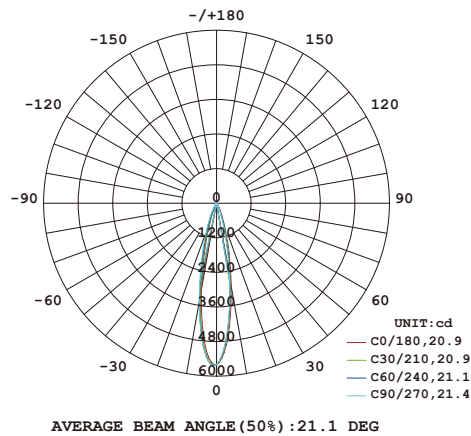
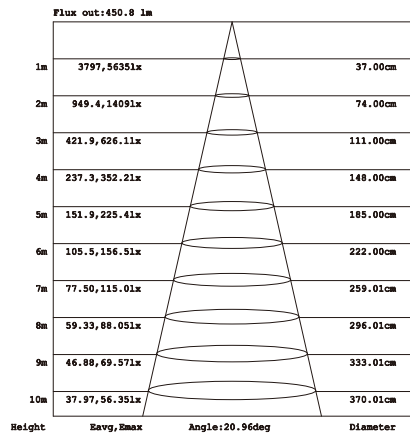


W Wattage	lm	CCT	Beam Angle	IP	Life	Frame Color
10	710	2700K 3000K 4000K	24°	IP20	30,000 hours	Black White
Ra	COB SMD	Chips	Driver	Material	Using Track	Weight
≥90	SMD	bridgelux	NOORCO	Alum	NR-S20/F20	0.60

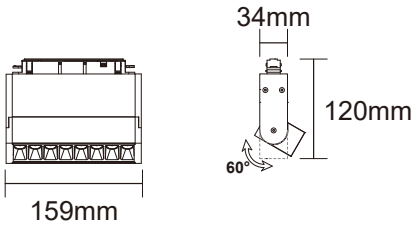
NR-S20-ZD105-10 60°



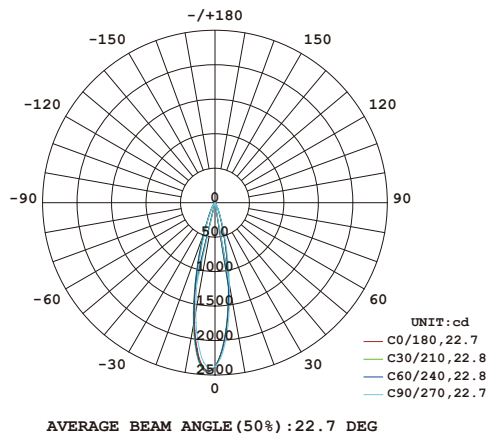
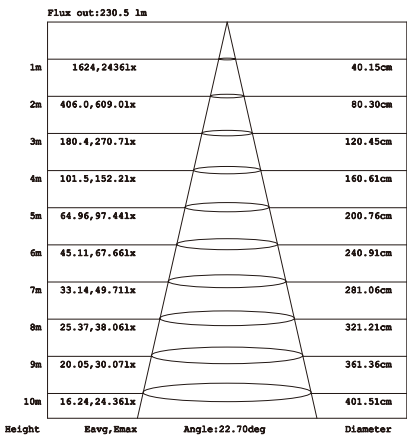
W Wattage	lm	CCT	Beam Angle	IP	Life	Frame Color
10	710	2700K 3000K 4000K	60°	IP20	30,000 hours	Black White
Ra	COB SMD	Chips	Driver	Material	Using Track	Weight
≥90	SMD	bridgelux	NOORCO	Alum	NR-S20/F20	0.60



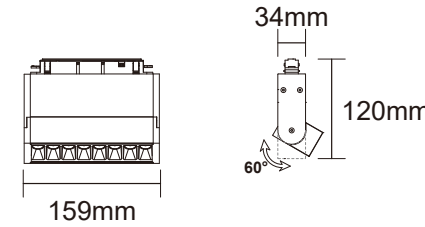
NR-S35-ZD105-6 24°



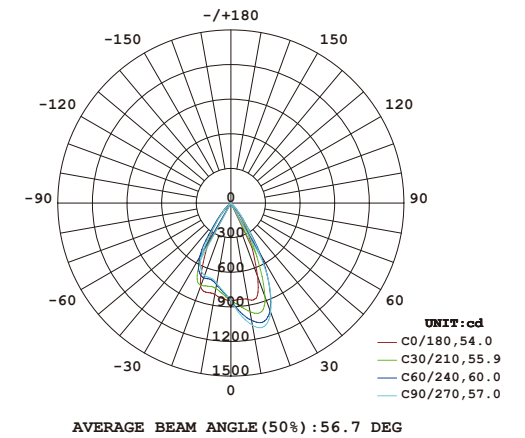
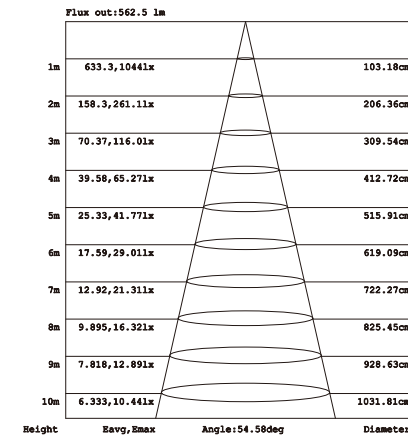
W Wattage	lm	CCT	Beam Angle	IP	Life	Frame Color
6	426	2700K 3000K 4000K	24°	IP20	30,000 hours	Black White
Ra	COB SMD	Chips	Driver	Material	Using Track	Weight
≥90	SMD	bridgelux	NOORCO	Alum	NR-S35/F35	0.31



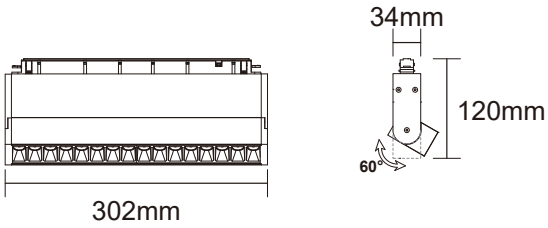
NR-S35-ZD105-6 60°



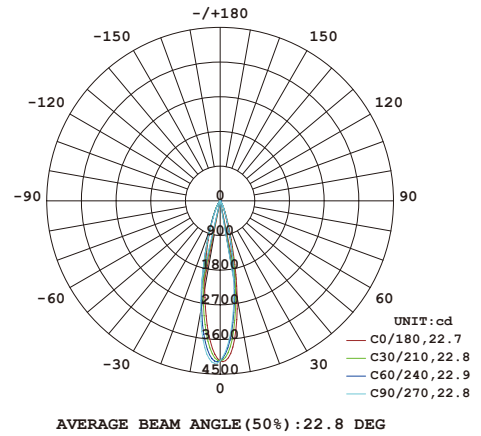
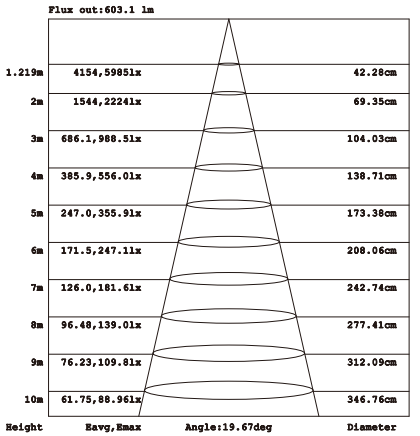
W Wattage	lm	CCT	Beam Angle	IP	Life	Frame Color
6	426	2700K 3000K 4000K	60°	IP20	30,000 hours	Black White
Ra	COB SMD	Chips	Driver	Material	Using Track	Weight
≥90	SMD	bridgelux	NOORCO	Alum	NR-S35/F35	0.31



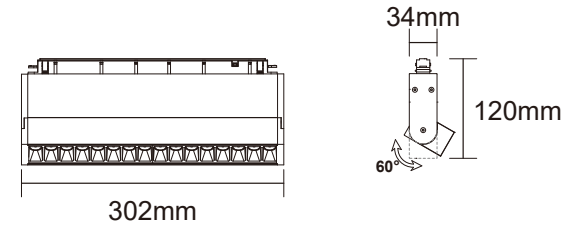
NR-S35-ZD105-10 24°



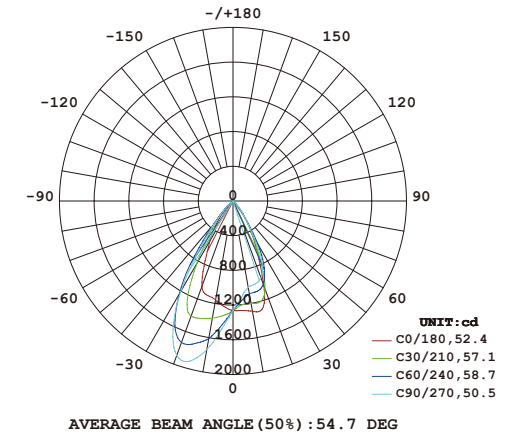

W Wattage	lm	CCT	Beam Angle	IP	Life	Frame Color
10	710	2700K 3000K 4000K	24°	IP20	30,000 hours	Black White
Ra	COB SMD	Chips	Driver	Material	Using Track	Weight
≥90	SMD	bridgelux	NOORCO	Alum	NR-S35/F35	0.60



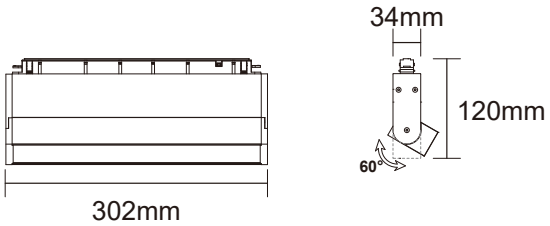
NR-S35-ZD105-10 60°



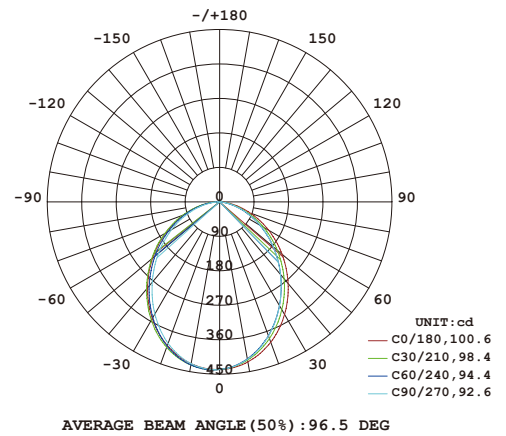
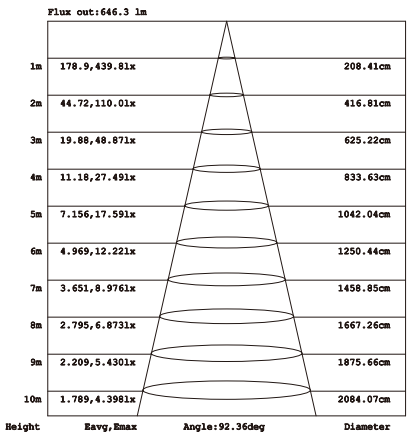
W Wattage	lm	CCT	Beam Angle	IP	Life	Frame Color
10	710	2700K 3000K 4000K	60°	IP20	30,000 hours	Black White
Ra	COB SMD	Chips	Driver	Material	Using Track	Weight
≥90	SMD	bridgelux	NOORCO	Alum	NR-S35/F35	0.60



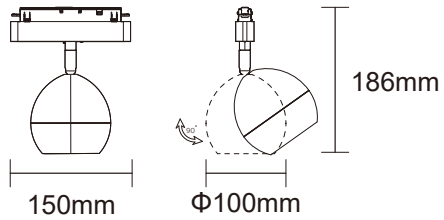
NR-S35-ZP105-10 100°



W Wattage	lm	CCT	Beam Angle	IP	Life	Frame Color
10	710	2700K 3000K 4000K	100°	IP20	30,000 hours	Black White
Ra	COB SMD	Chips	Driver	Material	Using Track	Weight
≥90	SMD	bridgelux	NOORCO	Alum	NR-S35/F35	0.60

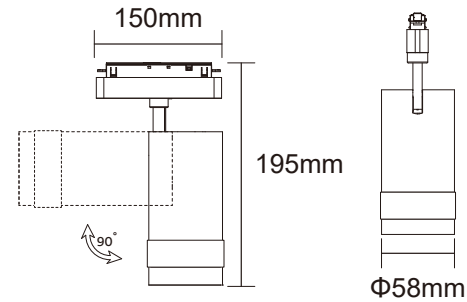


NR-TL105-10-CLB60

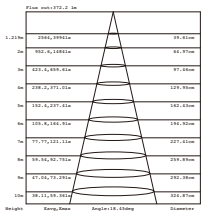


W Wattage	lm	CCT	Beam Angle	IP	Life	Frame Color
10	710	2700K 3000K 4000K	15°-50°	IP20	30,000 hours	Black White
Ra	COB SMD	Chips	Driver	Material	Using Track	Weight
≥90	COB	bridgelux	NOORCO	Alum	NR-S20/S35 NR-F20/F35	0.50

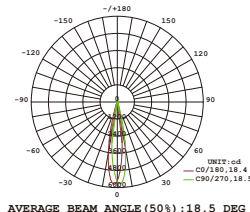
NR-TL105-10-CLB80



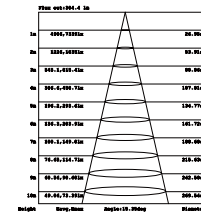
W Wattage	lm	CCT	Beam Angle	IP	Life	Frame Color
10	710	2700K 3000K 4000K	15°-50°	IP20	30,000 hours	Black
Ra	COB SMD	Chips	Driver	Material	Using Track	Weight
≥90	COB	bridgelux	NOORCO	Alum	NR-S20/S35 NR-F20/F35	0.45



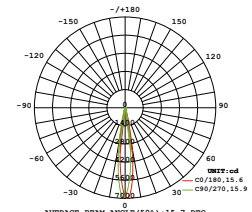
Model:NR-TL105-10-CLB60 15°



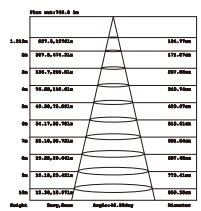
AVERAGE BEAM ANGLE (50%) : 18.5 DEG



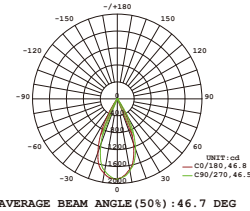
Model:NR-TL105-10-CLB80 15°



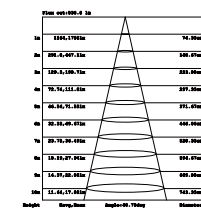
AVERAGE BEAM ANGLE (50%) : 15.7 DEG



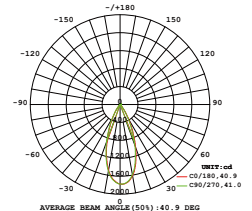
Model:NR-TL105-10-CLB60 50°



AVERAGE BEAM ANGLE (50%) : 46.7 DEG

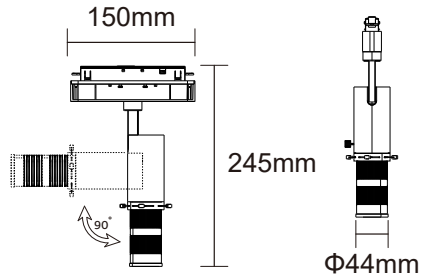


Model:NR-TL105-10-CLB80 50°

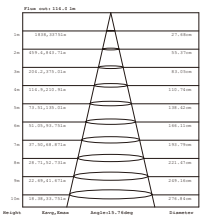


AVERAGE BEAM ANGLE (50%) : 40.9 DEG

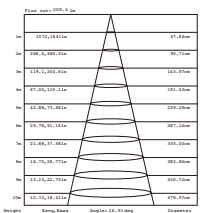
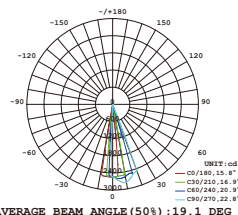
NR-TL105-10-Focus



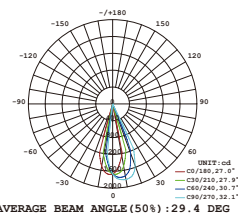
W Wattage	lm	CCT	Beam Angle	IP	Life	Frame Color
10	350	2700K 3000K 4000K	24°-36°	IP20	30,000 hours	Black
Ra	COB SMD	Chips	Driver	Material	Using Track	Weight
≥90	COB	bridgelux	NOORCO	Alum	NR-S20/S35 NR-F20/F35	0.37 kg



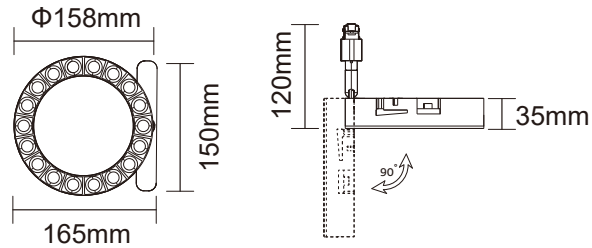
Model: NR-TL105-10-Focus 24°



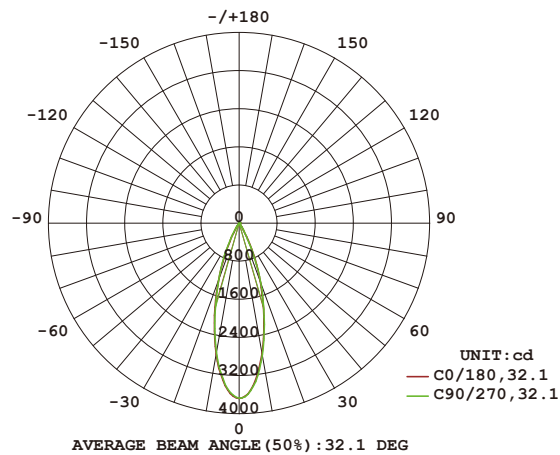
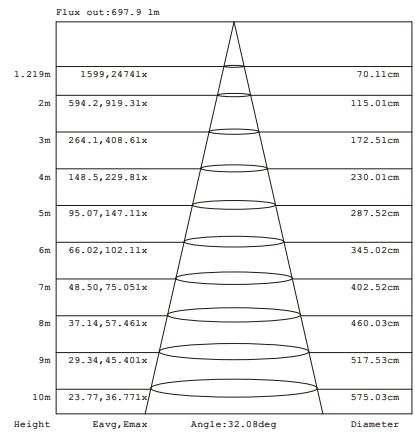
Model: NR-TL105-10-Focus 36°



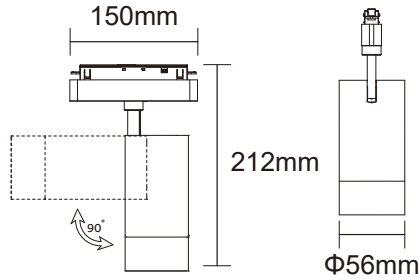
NR-TG105-15



W Wattage	lm	CCT	Beam Angle	IP	hours	Frame Color
15	1155	2700K 3000K 4000K	36°	IP20	30,000	Black White
Ra	COB SMD	Chips	Driver	Material	Using Track	kg
≥90	COB	bridgelux	NOORCO	Alum	NR-S20/S35 NR-F20/F35	0.38

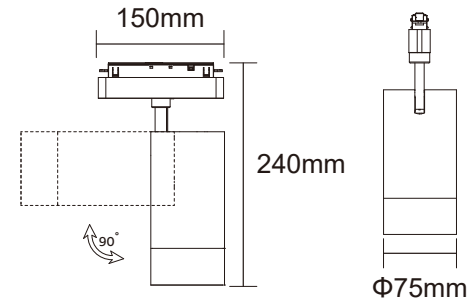


NR-TL105-10

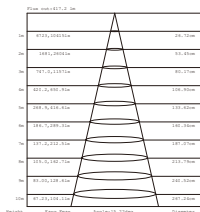


W Wattage	lm	CCT	Beam Angle	IP	Life	Frame Color
10	710	2700K 3000K 4000K	20°/36°	IP20	30,000 hours	Black White
Ra	COB SMD	Chips	Driver	Material	Using Track	Weight
≥90	COB	bridgelux.	NOORCO	Alum	NR-S20/S35 NR-F20/F35	0.30

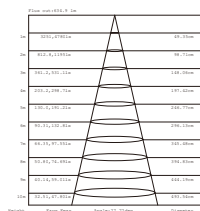
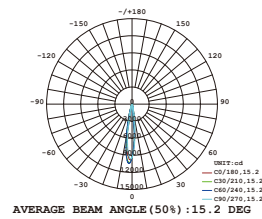
NR-TL105-15



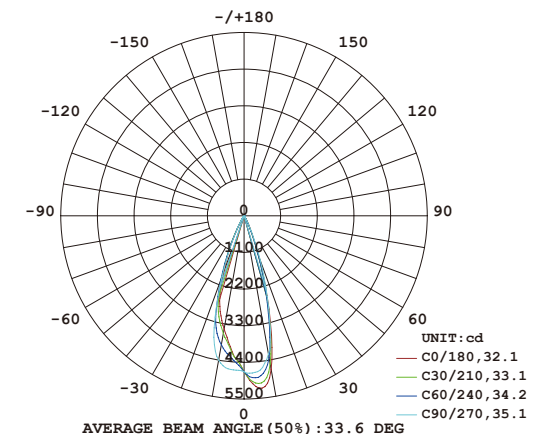
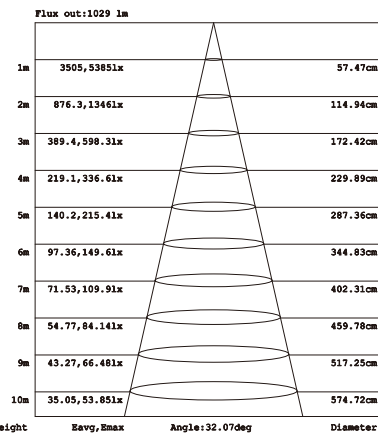
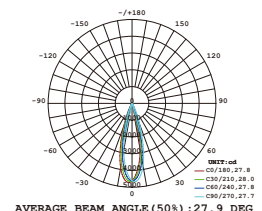
W Wattage	lm	CCT	Beam Angle	IP	Life	Frame Color
15	1155	2700K 3000K 4000K	36°	IP20	30,000 hours	Black White
Ra	COB SMD	Chips	Driver	Material	Using Track	Weight
≥90	COB	bridgelux.	NOORCO	Alum	NR-S20/S35 NR-F20/F35	0.45



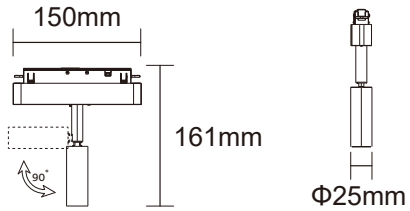
Model:NR-TL105-10-20°



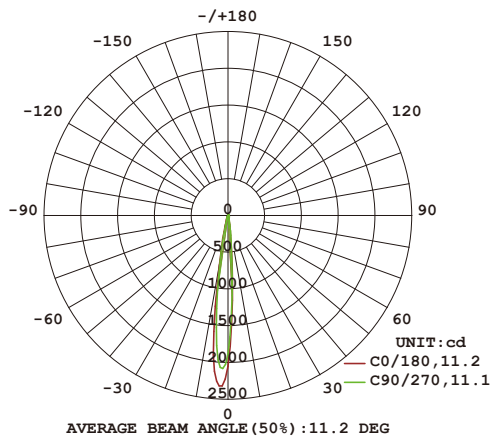
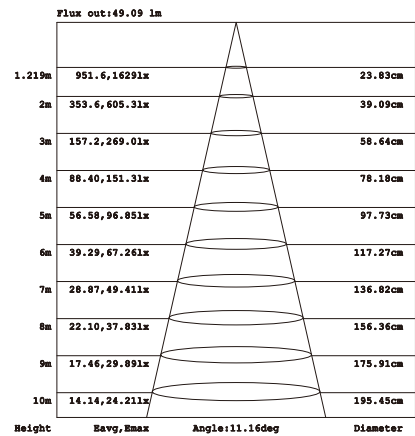
Model:NR-TL105-10-36°



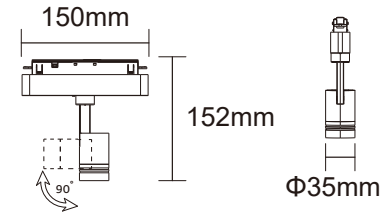
NR-TL2570-2



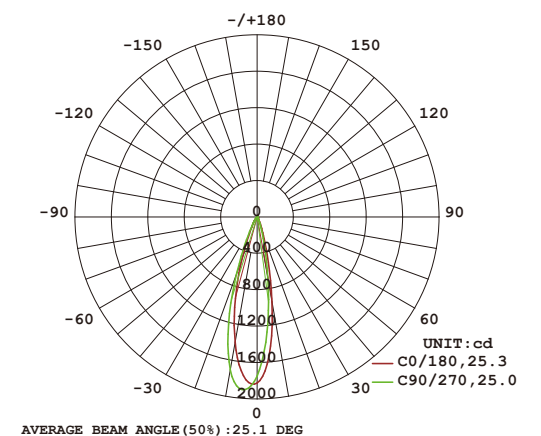
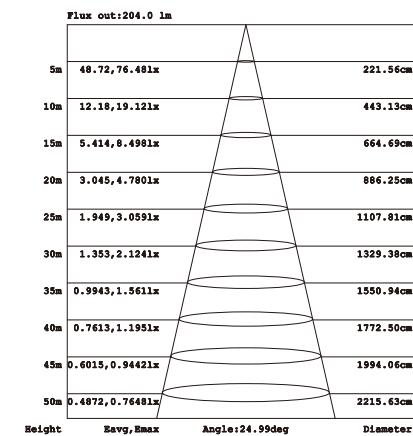
W Wattage	lm	CCT	Beam Angle	IP	hours	Frame Color
2	130	2700K 3000K 4000K	10°	IP20	30,000	Black White
Ra	COB SMD	Chips	Driver	Material	Using Track	kg
≥90	COB	bridgelux	NOORCO	Alum	NR-S20/S35 NR-F20/F35	0.12



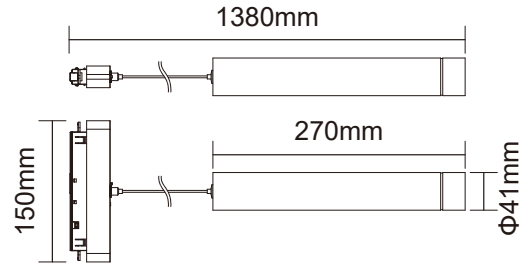
NR-TL3660-6



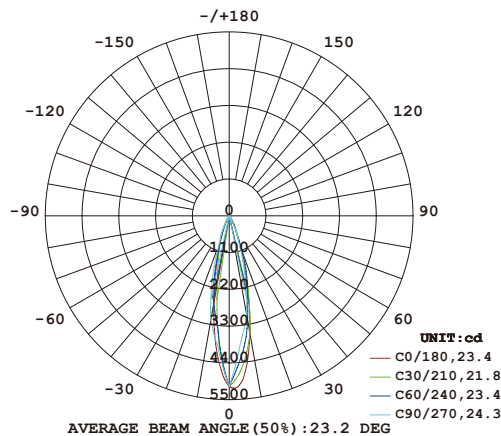
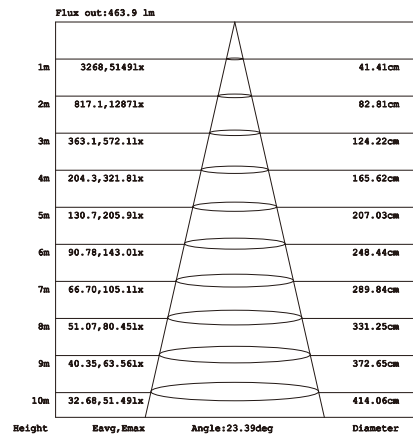
W Wattage	lm	CCT	Beam Angle	IP	hours	Frame Color
6	426	2700K 3000K 4000K	24°	IP20	30,000	Black White
Ra	COB SMD	Chips	Driver	Material	Using Track	kg
≥90	COB	bridgelux	NOORCO	Alum	NR-S20/S35 NR-F20/F35	0.12



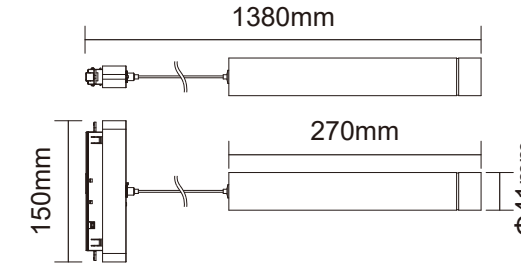
NR-PN-10-24



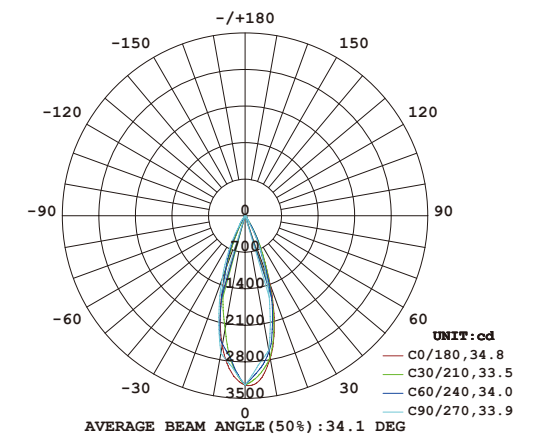
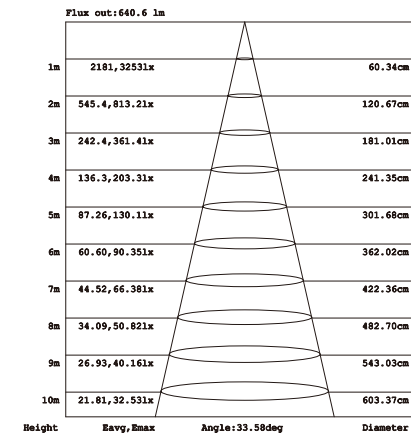
W Wattage	lm	CCT	Beam Angle	IP	Life	Frame Color
10	710	2700K 3000K 4000K	24°	IP20	30,000 hours	Black White
Ra	COB SMD	Chips	Driver	Material	Using Track	Weight
≥90	COB	bridgelux	NOORCO	Alum	NR-S20/S35 NR-F20/F35	0.30



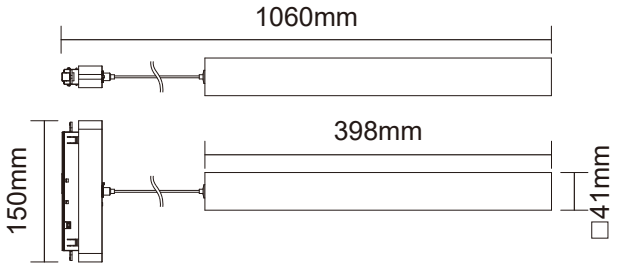
NR-PN-10-36



W Wattage	lm	CCT	Beam Angle	IP	Life	Frame Color
10	710	2700K 3000K 4000K	36°	IP20	30,000 hours	Black White
Ra	COB SMD	Chips	Driver	Material	Using Track	Weight
≥90	COB	bridgelux	NOORCO	Alum	NR-S20/S35 NR-F20/F35	0.30



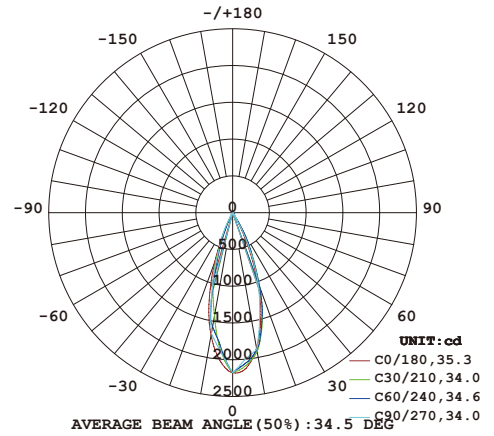
NR-PN-SQ-10-36



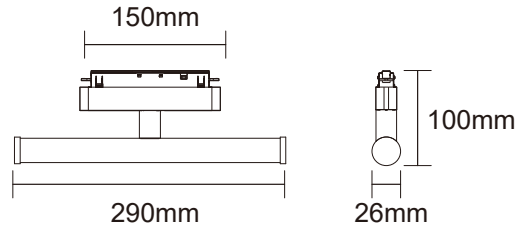
W Wattage	lm	CCT	Beam Angle	IP	Life	Frame Color
10	710	2700K 3000K 4000K	36°	IP20	30,000 hours	Black White
Ra	COB SMD	Chips	Driver	Material	Using Track	Weight
≥90	COB	bridgelux	NOORCO	Alum	NR-S20/S35 NR-F20/F35	0.60

Flux out: 448.9 lm

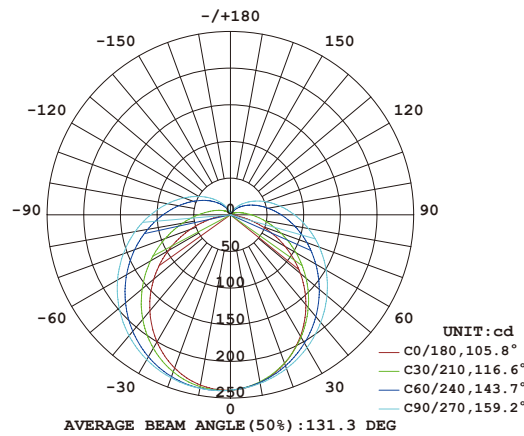
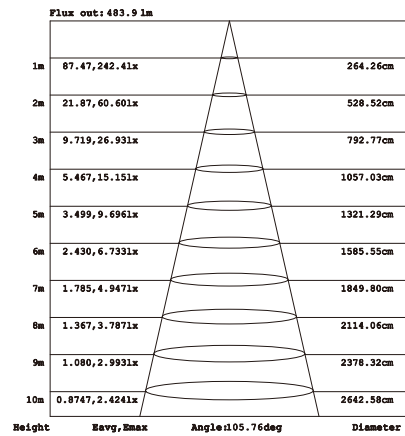
Height	Ravg, Rmax	Angle: 34.01deg	Diameter
1m	1437, 2179lx		61.16cm
2m	359.3, 544.8lx		122.31cm
3m	159.7, 242.1lx		183.47cm
4m	89.83, 136.2lx		244.63cm
5m	57.49, 87.17lx		305.78cm
6m	39.92, 60.53lx		366.94cm
7m	29.33, 44.47lx		428.10cm
8m	22.46, 34.05lx		489.26cm
9m	17.74, 26.90lx		550.41cm
10m	14.37, 21.79lx		611.57cm



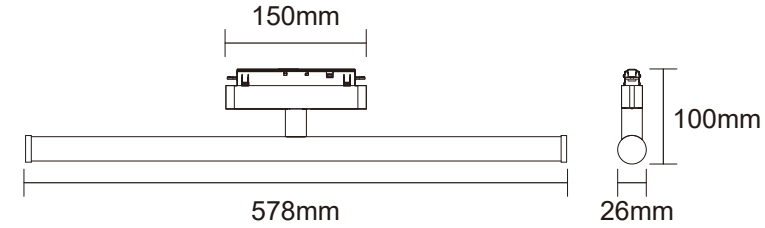
NR-TB105-10



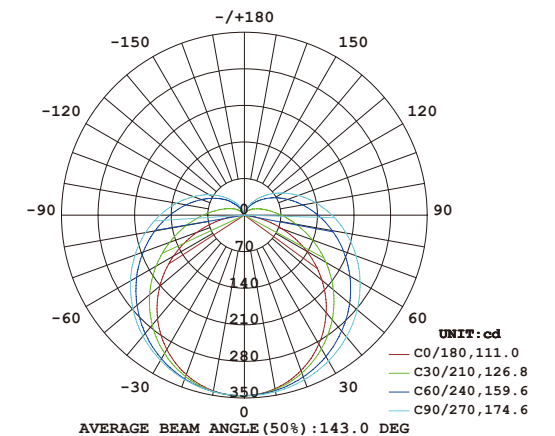
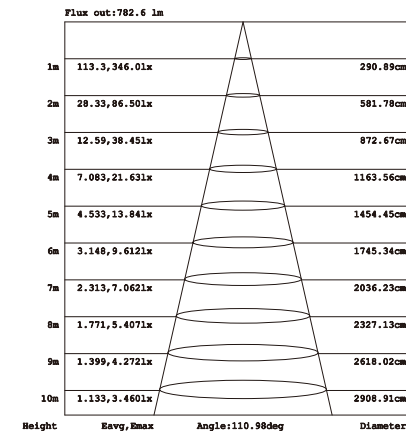
W Wattage	lm	CCT	Beam Angle	IP	Life	Frame Color
10	710	2700K 3000K 4000K	120°	IP20	30,000 hours	Black White
Ra	COB SMD	Chips	Driver	Material	Using Track	Weight
≥90	SMD	bridgelux	NOORCO	Plastic	NR-S20/S35 NR-F20/F35	0.15



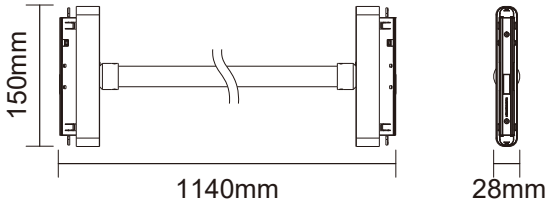
NR-TB105-15



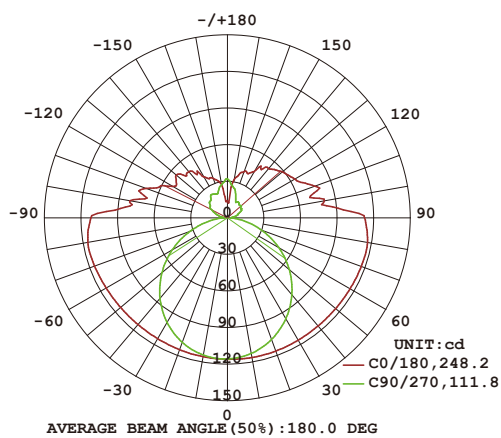
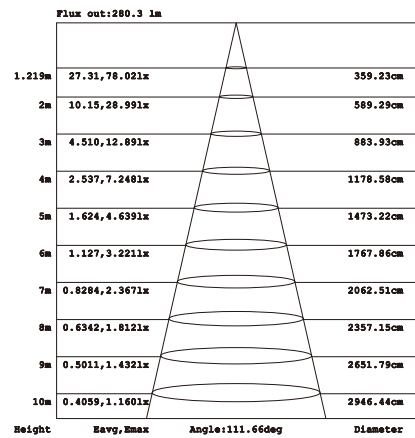
W Wattage	lm	CCT	Beam Angle	IP	Life	Frame Color
15	1155	2700K 3000K 4000K	120°	IP20	30,000 hours	Black White
Ra	COB SMD	Chips	Driver	Material	Using Track	Weight
≥90	SMD	bridgelux	NOORCO	Plastic	NR-S20/S35 NR-F20/F35	0.20



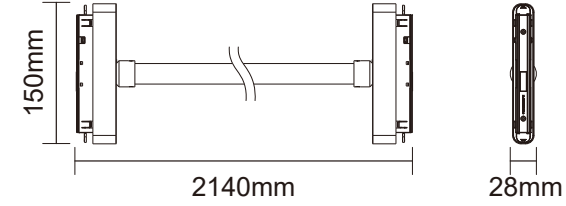
NR-MST105-10



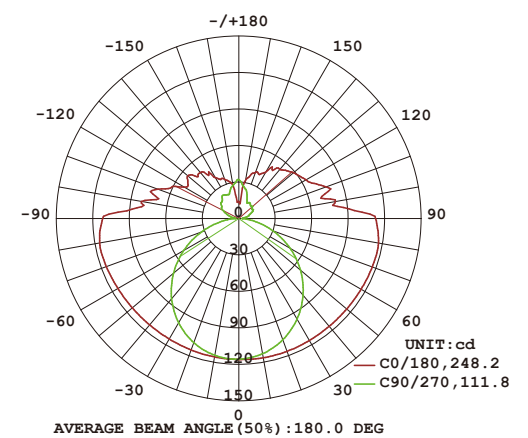

W Wattage	lm	CCT	Beam Angle	IP	Life	Frame Color
10	850	2700K 3000K 4000K	180°	IP20	30,000 hours	black
Ra	COB SMD	Chips	Driver	Material	Using Track	Weight
≥90	SMD	bridgelux	NOORCO	Silica gel	NR-S20/S35 NR-F20/F35	0.98




NR-MST105-20



W Wattage	lm	CCT	Beam Angle	IP	Life	Frame Color
20	1700	2700K 3000K 4000K	180°	IP20	30,000 hours	black
Ra	COB SMD	Chips	Driver	Material	Using Track	Weight
≥90	SMD	bridgelux	NOORCO	Silica gel	NR-S20/S35 NR-F20/F35	1.65

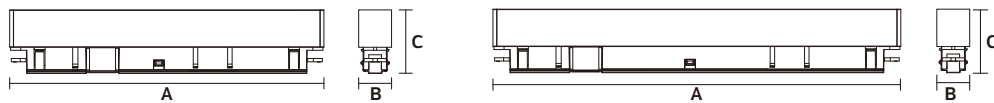


NR-S20/S35 Power supply



Item Code	P(W)	Using Track	Color	Input	Output Current	Dimensions in mm			kg
						A	B	C	
NR-S20-PS-48V-100W	100	NR-S20	Black/White	AC220-240V 50/60Hz Max:0.5A	DC48V \Rightarrow 2A Max	240	22	43	0.26
NR-S20-PS-48V-200W	200	NR-S20	Black/White	AC220-240V 50/60Hz Max:1A	DC48V \Rightarrow 4A Max	310	22	43	0.36
NR-S35-PS-48V-100W	100	NR-S35	Black/White	AC220-240V 50/60Hz Max:0.5A	DC48V \Rightarrow 2A Max	153	35	68	0.47
NR-S35-PS-48V-200W	200	NR-S35	Black/White	AC220-240V 50/60Hz Max:1A	DC48V \Rightarrow 4A Max	182	35	68	0.56

Dimensions in mm



NR-S20-PS-48V-100W

NR-S20-PS-48V-200W









NR-S35-PS-48V-100W

NR-S35-PS-48V-200W







NR-S20/S35 Accessories

Picture	Item Code	Material	Size in mm	Hole Size (mm)	kg
	NR-S20	Aluminum	50*26*1500		1.34
			50*26*3000		2.68
	NR-S35	Aluminum	75*38*1500		1.86
			75*38*3000		3.72
	NR-F20-S20	Aluminum	50*41*1500	30*1500	1.40
			50*41*3000	30*3000	2.80
	NR-F35-S35	Aluminum	75*54*1500	40*1500	1.90
			75*54*3000	40*3000	3.80
	NR-S20-L	Aluminum	50*65*65		0.06
	NR-S35-L	Aluminum	75*67*67		0.09

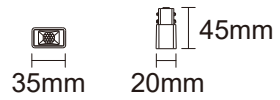
NR-S20/S35 Accessories

Picture	Item Code	Material	Size in mm	kg
	NR-F20-S20-L-Ceiling	Aluminum	50*68*68	0.06
	NR-F35-S35-L-Ceiling	Aluminum	75*73*73	0.09
	NR-S20-L-Wall	Aluminum	27 *76*76	0.06
	NR-S35-L-Wall	Aluminum	38*90*90	0.07
	NR-S20-CAP	PC	50*27* 6	0.01
	NR-S35-CAP	PC	72*38* 6	0.02

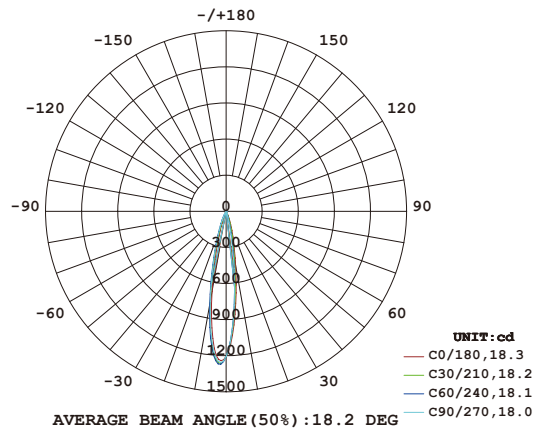

NR-S20/S35 Accessories

Picture	Item Code	Material	Size in mm	kg
	NR-S20-S35-POWER	PC	148*15*17	0.05
	NR-S20-S35-CONNECT	PC	148*15*17	0.02
	NR-L-CONNECT	PC	450*15*17	0.05
	NR-F20-S20-ACS	Iron	70*54*23	0.05
	NR-F35-S35-ACS	Iron	100*54*23	0.06
	Wire-1M	Iron	1M	0.07
	Wire-2M		2M	0.08

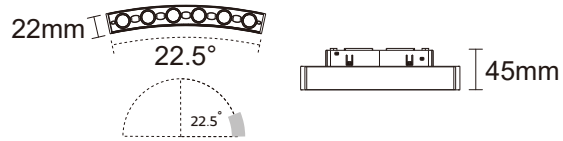
NR-S20-R-DL-2W



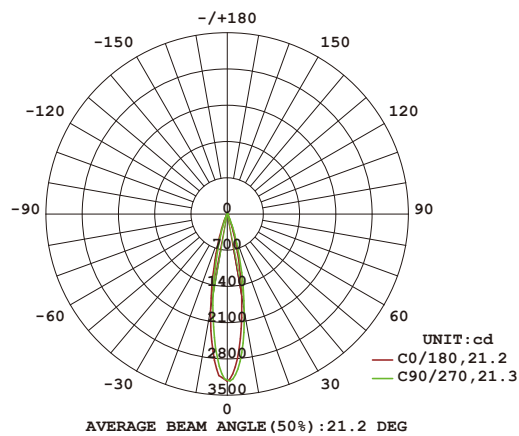

W Wattage	lm	CCT	Beam Angle	IP	hours	Frame Color
2	130	2700K 3000K 4000K	20°	IP20	30,000	black
Ra	COB SMD	Chips	Driver	Material	Using Track	kg
≥90	SMD	bridgelux	NOORCO	Alum	NR-S20-R-2-1 NR-S20-R-4-1	0.02



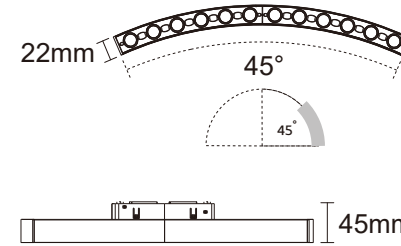
NR-S20-R-DL-6W



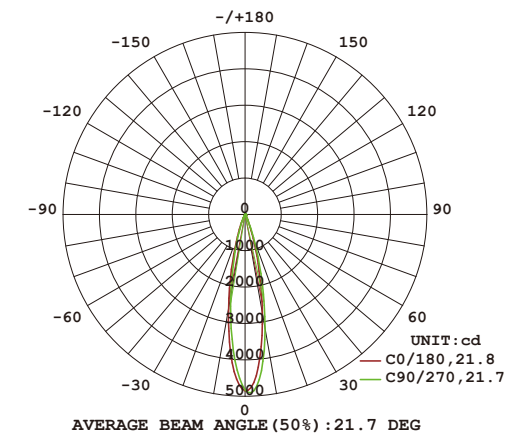
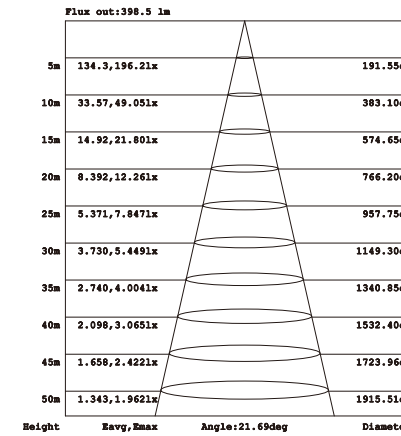
W Wattage	lm	CCT	Beam Angle	IP	Life	Frame Color
6	426	2700K 3000K 4000K	24°	IP20	30,000 hours	black
Ra	COB SMD	Chips	Driver	Material	Using Track	Weight
≥90	SMD	bridgelux	NOORCO	Alum	NR-S20-R-2-1 NR-S20-R-4-1	0.1



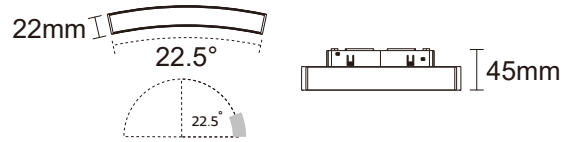
NR-S20-R-DL-10W



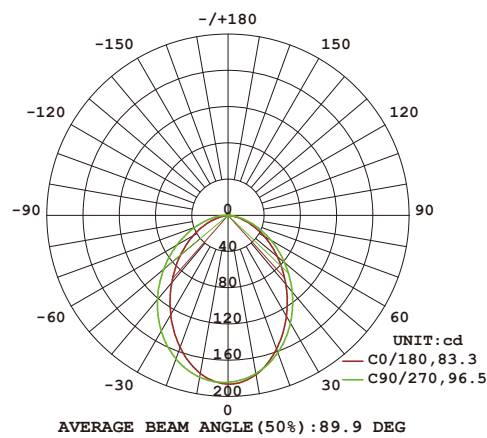
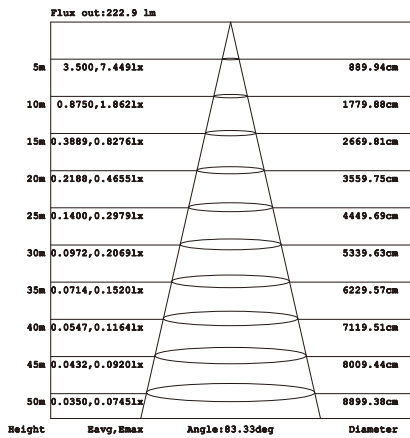
W Wattage	lm	CCT	Beam Angle	IP	Life	Frame Color
10	710	2700K 3000K 4000K	24°	IP20	30,000 hours	black
Ra	COB SMD	Chips	Driver	Material	Using Track	Weight
≥90	SMD	bridgelux	NOORCO	Alum	NR-S20-R-2-1 NR-S20-R-4-1	0.19



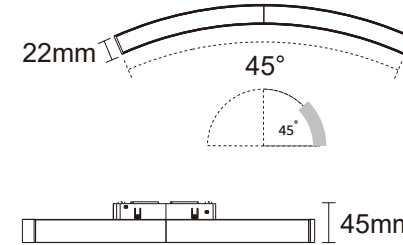
NR-S20-R-PC-6W



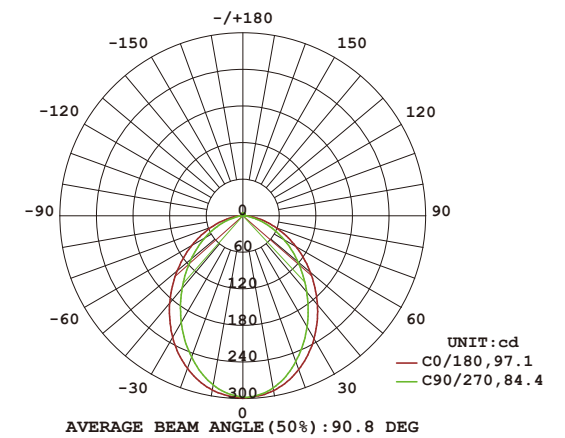
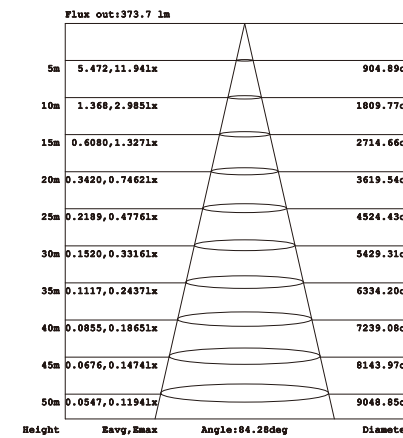
W Wattage	lm	CCT	Beam Angle	IP	Life	Frame Color
6	426	2700K 3000K 4000K	90°	IP20	30,000 hours	black
Ra	COB SMD	Chips	Driver	Material	Using Track	Weight
≥90	SMD	bridgelux	NOORCO	Alum	NR-S20-R-2-1 NR-S20-R-4-1	0.1





NR-S20-R-PC-10W

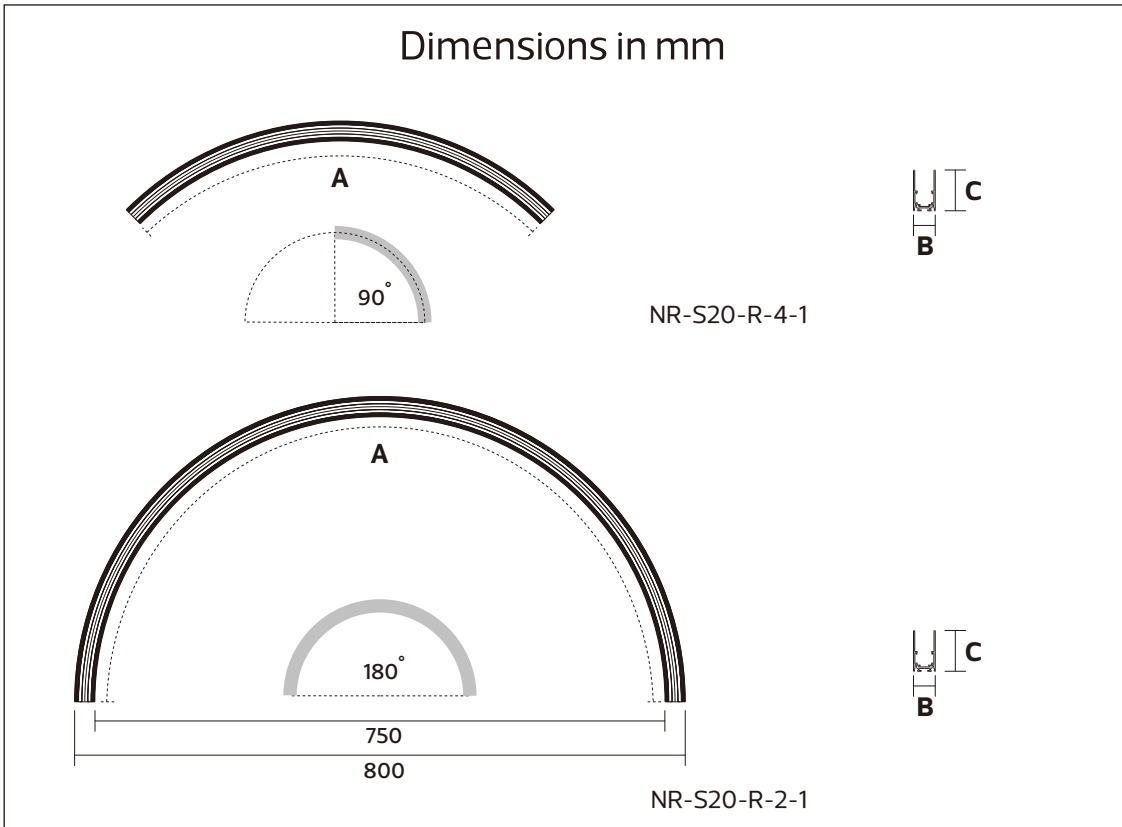


W Wattage	lm	CCT	Beam Angle	IP	Life	Frame Color
10	710	2700K 3000K 4000K	90°	IP20	30,000 hours	black
Ra	COB SMD	Chips	Driver	Material	Using Track	Weight
≥90	SMD	bridgelux	NOORCO	Alum	NR-S20-R-2-1 NR-S20-R-4-1	0.19






NR-S20-R Magnetic Track

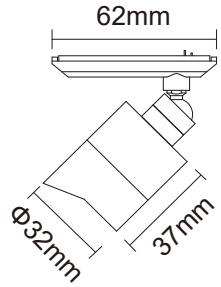
Picture	Item Code	Dimensions in mm			kg
		A	B	C	
	NR-S20-R-4-1	90°	26	50	0.5
	NR-S20-R-2-1	180°	26	50	1



NR-S20-R Accessories

Picture	Item Code	Size	kg
	NR-S20-R-POWER	55*19*18	0.02
	NR-S20-R-ACS	45*30*53	0.01
	NR-S20-R-Wire-1m		

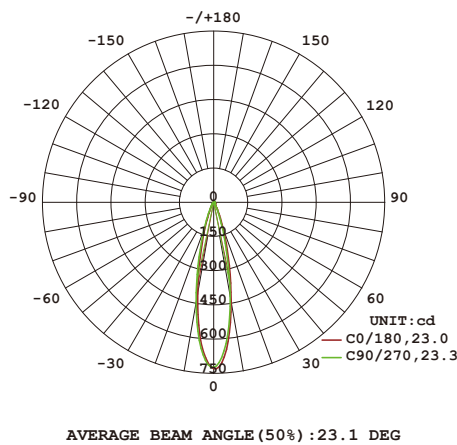
NR-ZBD-2W-A



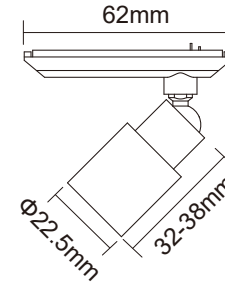
Wattage	lm	CCT	Beam Angle	IP	Life	Frame Color
2	130	3000K 4000K	24°	IP20	30,000 hours	Black
Ra	COB SMD	Chips	Driver	Material	Using Track	Weight
≥80	SMD	bridgelux	NOORCO	Alum	NR-ZBD-1M	0.09

Flux out: 69.64 lm

Height	Ray, Rmax	Angle: 22.97deg	Diameter
1.219m	330.1, 490.4lx		49.55cm
2m	122.7, 182.2lx		81.28cm
3m	54.52, 80.99lx		121.93cm
4m	30.66, 45.56lx		162.57cm
5m	19.63, 29.16lx		203.21cm
6m	13.63, 20.25lx		243.85cm
7m	10.01, 14.88lx		284.49cm
8m	7.666, 11.39lx		325.14cm
9m	6.057, 8.99lx		365.78cm
10m	4.906, 7.28lx		406.42cm



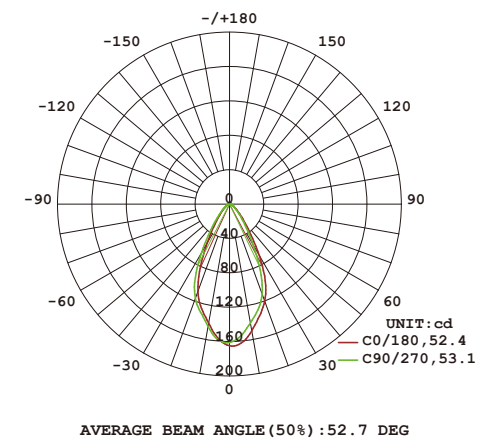
NR-ZBD-2W-B



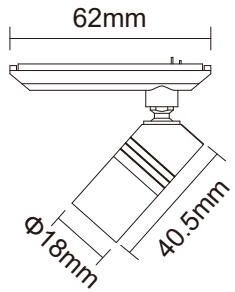
Wattage	lm	CCT	Beam Angle	IP	Life	Frame Color
2	130	3000K 4000K	24°-60°	IP20	30,000 hours	Black
Ra	COB SMD	Chips	Driver	Material	Using Track	Weight
≥80	SMD	bridgelux	NOORCO	Alum	NR-ZBD-1M	0.03

Flux out: 79.60 lm

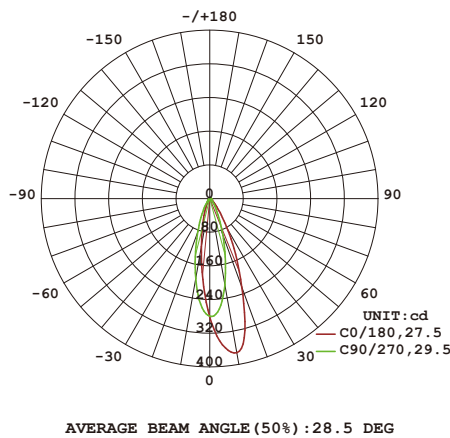
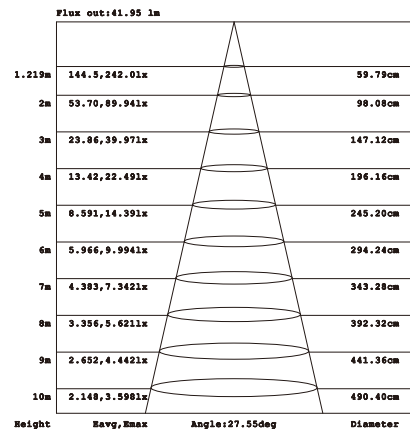
Height	Ray, Rmax	Angle: 52.39deg	Diameter
1.219m	65.65, 111.1lx		119.95cm
2m	24.40, 41.28lx		196.78cm
3m	10.84, 18.35lx		295.16cm
4m	6.099, 10.32lx		393.55cm
5m	3.904, 6.605lx		491.94cm
6m	2.711, 4.587lx		590.33cm
7m	1.992, 3.370lx		688.72cm
8m	1.525, 2.580lx		787.10cm
9m	1.205, 2.039lx		885.49cm
10m	0.9759, 1.651lx		983.88cm



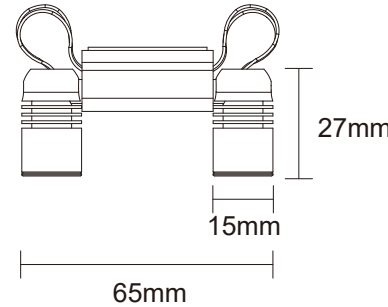
NR-ZBD-2W-C



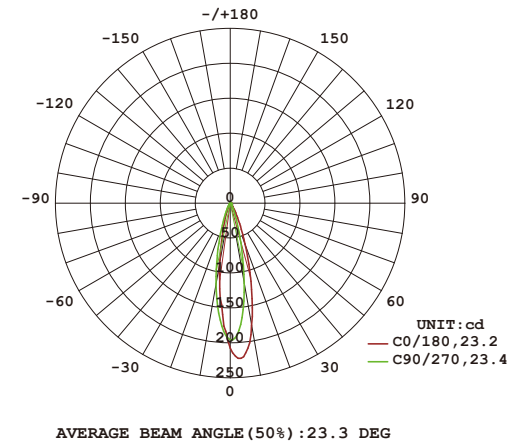
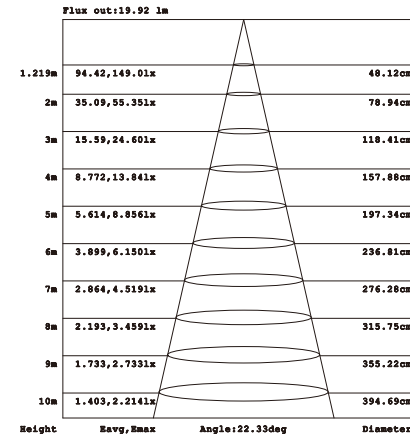
Wattage	lm	CCT	Beam Angle	IP	hours	Frame Color
2	130	3000K 4000K	24°	IP20	30,000	Black
Ra	COB SMD	Chips	Driver	Material	Using Track	kg
≥80	SMD	bridgelux	NOORCO	Alum	NR-ZBD-1M	0.04





NR-ZBD-1.5*2W



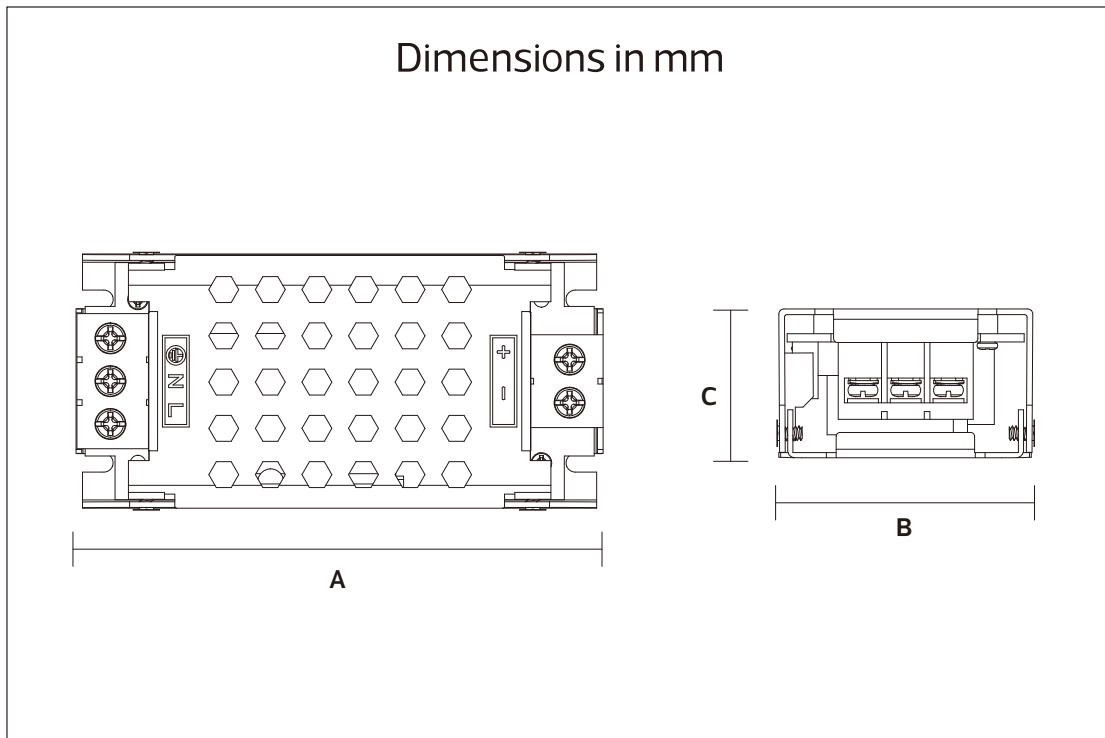
Wattage	lm	CCT	Beam Angle	IP	hours	Frame Color
2	130	3000K 4000K	24°	IP20	30,000	Black
Ra	COB SMD	Chips	Driver	Material	Using Track	kg
≥80	SMD	bridgelux	NOORCO	Alum	NR-ZBD-1M	0.03



NR-ZBD Power supply



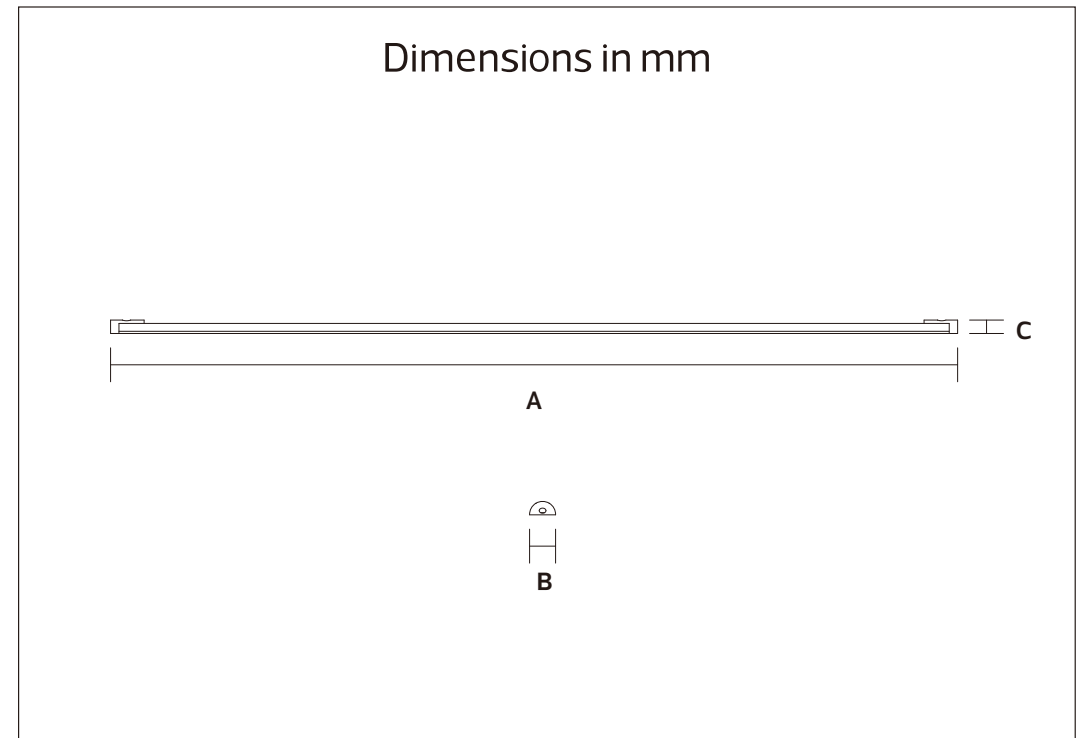
Item Code	P(W)	Input	Output Current	Dimensions in mm			kg
				A	B	C	
NR-ZBD-12V-60W	60	AC100-240V 50/60Hz Max:0.6A	DC12V \approx 5A Max	130	50	30	0.14



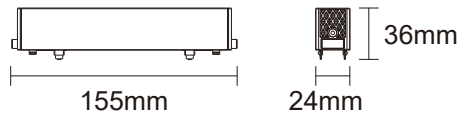
NR-ZBD Accessories



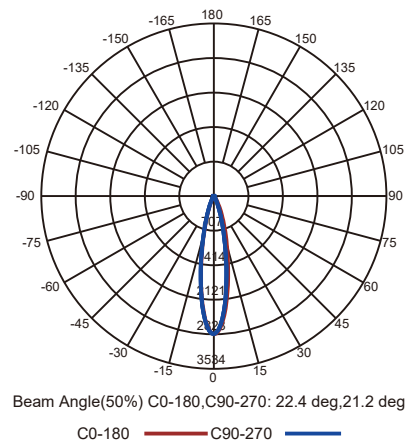
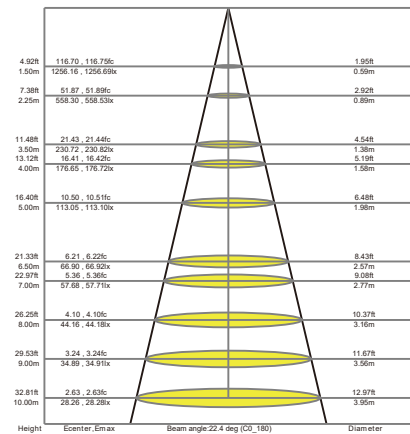
Item Code	Color	length(mm)	Watt max	Dimensions in mm			kg
				A	B	C	
NR-ZBD-1M	Black/White	1000	200	1000	15	7.5	0.16



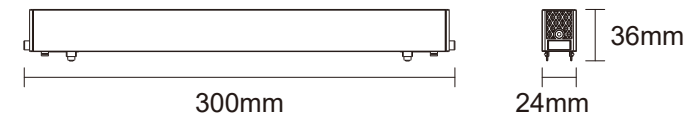
NR-CB-DL101-6



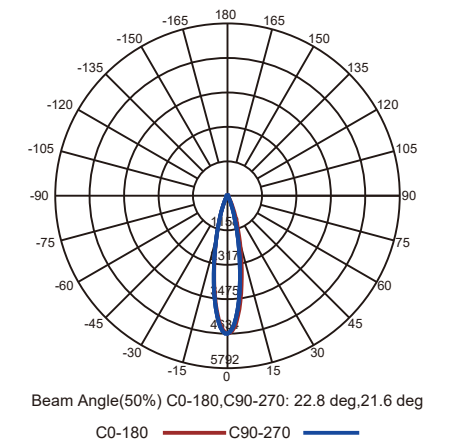
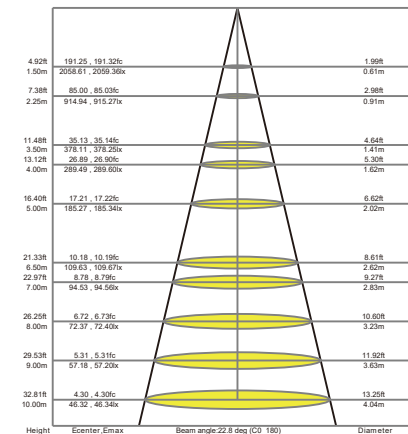
W Wattage	lm	CCT	Beam Angle	IP	Life	Frame Color
6	480	3000K 4000K	24°/60°	IP20	30,000 hours	Black
Ra	COB SMD	Chips	Driver	Material	Using Track	Weight
≥90	SMD	bridgelux	NOORCO	Alum	NR-CB	0.10




NR-CB-DL101-10




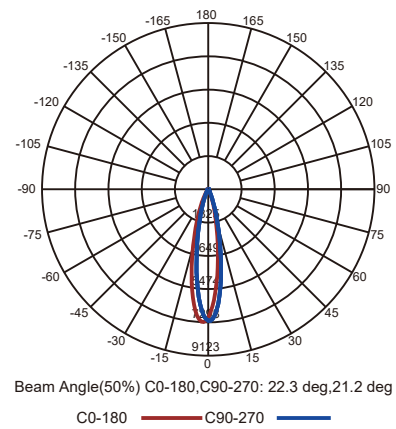
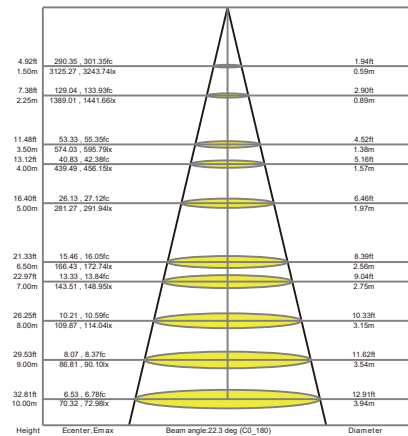
W Wattage	lm	CCT	Beam Angle	IP	Life	Frame Color
10	900	3000K 4000K	24°/60°	IP20	30,000 hours	Black
Ra	COB SMD	Chips	Driver	Material	Using Track	Weight
≥90	SMD	bridgelux	NOORCO	Alum	NR-CB	0.17



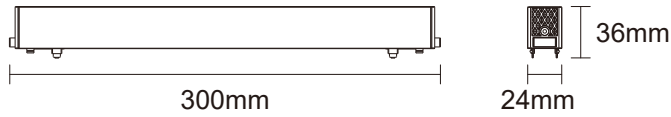
NR-CB-DL101-15



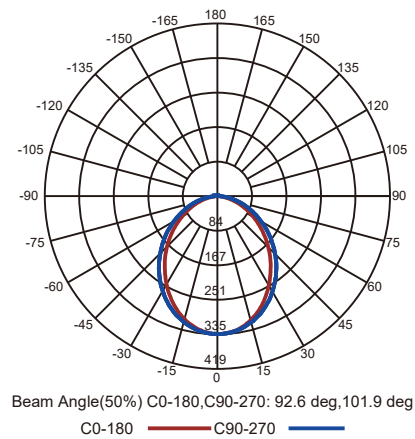
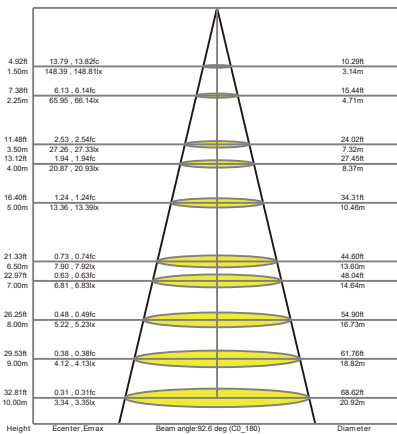
W Wattage	lm	CCT	Beam Angle	IP	Life	Frame Color
15	1350	3000K 4000K	24°/60°	IP20	30,000 hours	Black
Ra	COB SMD	Chips	Driver	Material	Using Track	Weight
≥90	SMD	bridgelux	NOORCO	Alum	NR-CB	0.28 kg




NR-CB-PL101-10



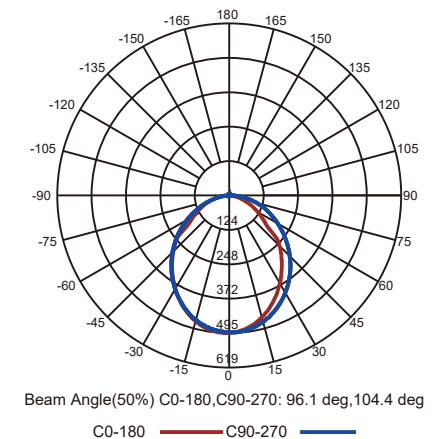
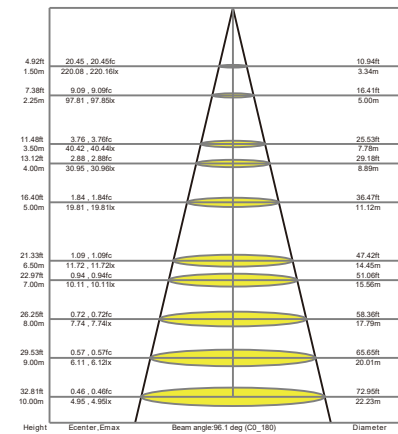
W Wattage	lm	CCT	Beam Angle	IP	Life	Frame Color
10	710	3000K 4000K	95°	IP20	30,000 hours	Black
Ra	COB SMD	Chips	Driver	Material	Using Track	Weight
≥90	SMD	bridgelux	NOORCO	Alum	NR-CB	0.15



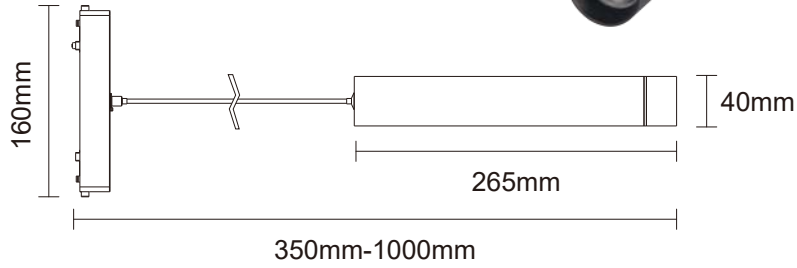
NR-CB-PL101-15



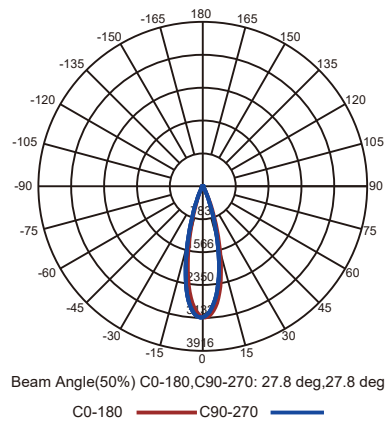
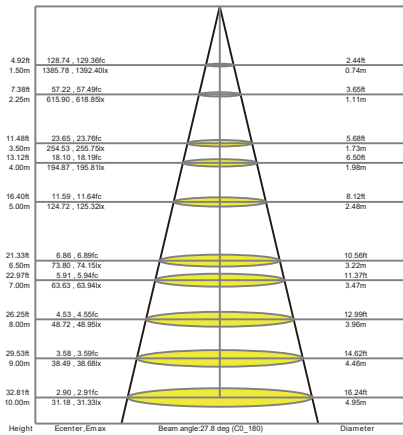
W Wattage	lm	CCT	Beam Angle	IP	Life	Frame Color
15	1110	3000K 4000K	95°	IP20	30,000 hours	Black
Ra	COB SMD	Chips	Driver	Material	Using Track	Weight
≥90	SMD	bridgelux	NOORCO	Alum	NR-CB	0.28



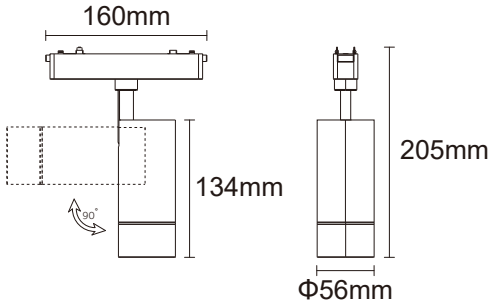
NR-CB-PN101-10



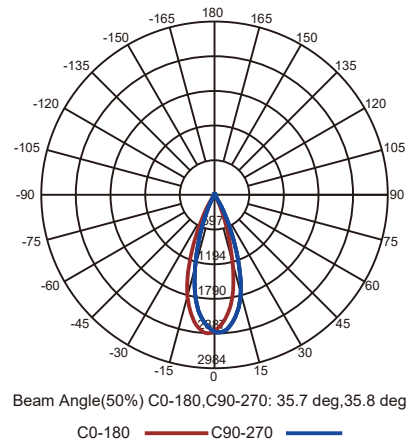
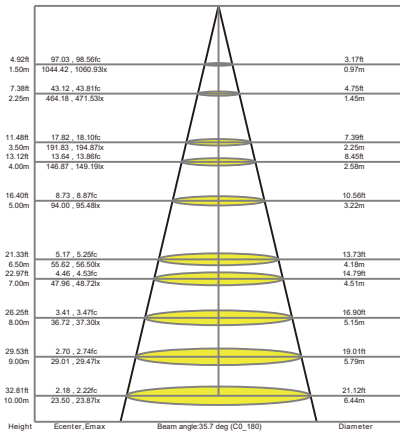
W Wattage	lm	CCT	Beam Angle	IP	hours	Frame Color
10	700	3000K 4000K	15°/36°	IP20	30,000	Black
Ra	COB SMD	Chips	Driver	Material	Using Track	kg
≥90	COB	bridgelux	NOORCO	Alum	NR-CB	0.26



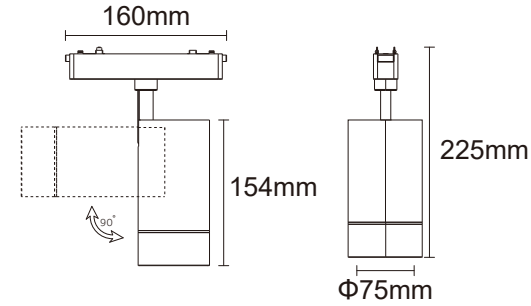
NR-CB-TL101-10



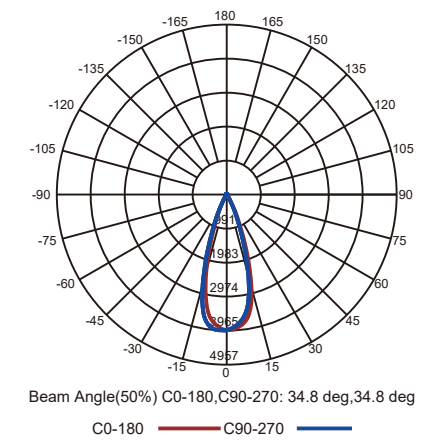
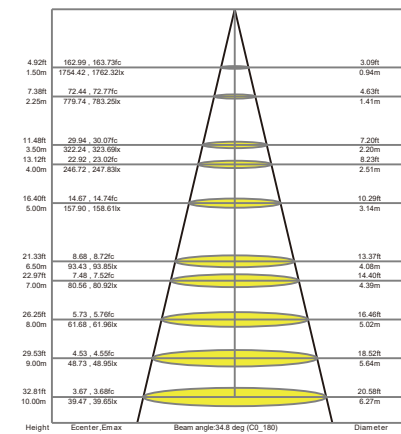
W Wattage	lm	CCT	Beam Angle	IP	Life	Frame Color
10	900	3000K 4000K	15°/36°	IP20	30,000 hours	Black
Ra	COB SMD	Chips	Driver	Material	Using Track	Weight
≥90	COB	bridgelux	NOORCO	Alum	NR-CB	0.31



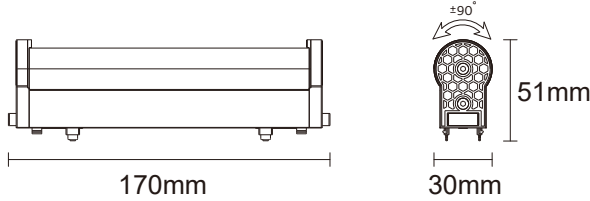
NR-CB-TL101-15



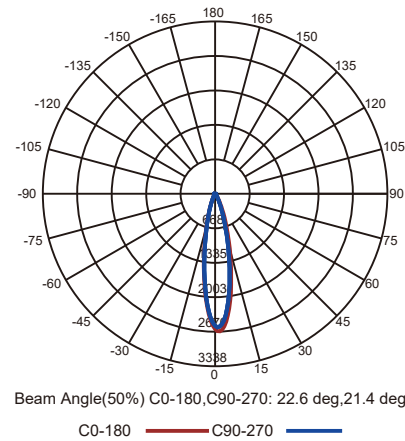
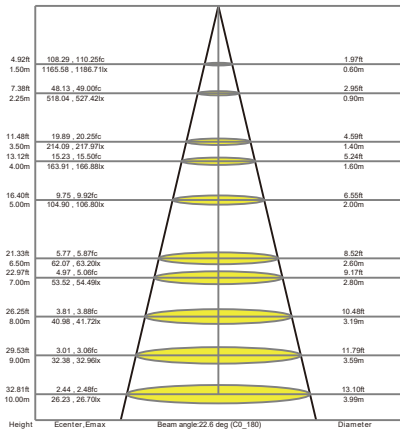
W Wattage	lm	CCT	Beam Angle	IP	Life	Frame Color
15	1350	3000K 4000K	15°/36°	IP20	30,000 hours	Black
Ra	COB SMD	Chips	Driver	Material	Using Track	Weight
≥90	COB	bridgelux	NOORCO	Alum	NR-CB	0.45



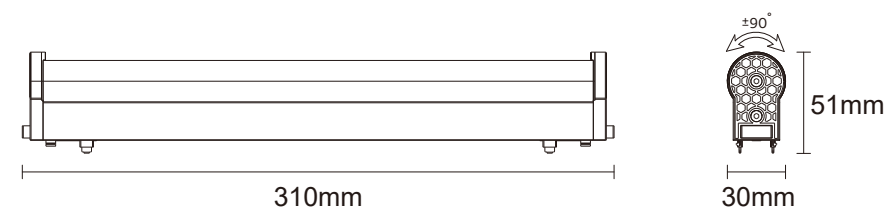
NR-CB-ZD101-6



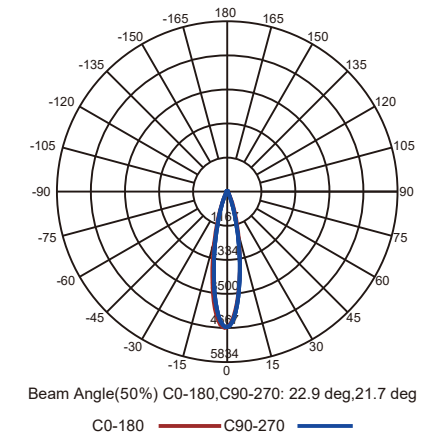
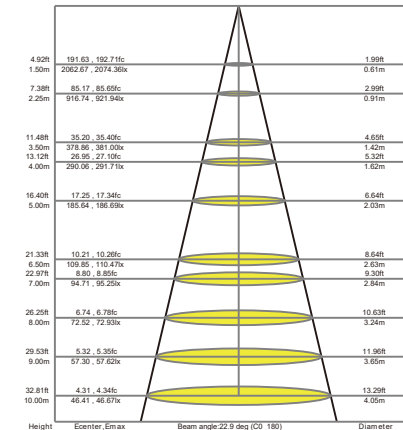
W Wattage	lm	CCT	Beam Angle	IP	hours	Frame Color
6	540	3000K 4000K	24°/60°	IP20	30,000	Black
Ra	COB SMD	Chips	Driver	Material	Using Track	kg
≥90	SMD	bridgelux	NOORCO	Alum	NR-CB	0.11




NR-CB-ZD101-10



W Wattage	lm	CCT	Beam Angle	IP	hours	Frame Color
10	900	3000K 4000K	24°/60°	IP20	30,000	Black
Ra	COB SMD	Chips	Driver	Material	Using Track	kg
≥90	SMD	bridgelux	NOORCO	Alum	NR-CB	0.26




NR-CB Power supply



Item Code	P(W)	Using Track	Color	Input	Output Current	Dimensions in mm			kg
						A	B	C	
NR-CB-PS-48V-100W	100	NR-CB	Black/White	AC220-240V 50/60Hz Max:0.5A	DC48V \mp 2A Max	305	24	30	0.28
NR-CB-PS-48V-200W	200	NR-CB	Black/White	AC220-240V 50/60Hz Max:1A	DC48V \mp 4A Max	305	24	30	0.28

Dimensions in mm



NR-CB-PS-48V-100W

NR-CB-PS-48V-200W

NR-CB Accessories

Picture	Item Code	Material	Size in mm	kg
	NR-CB-CONNECT	Nylon	60*7*24	0.01
	NR-CB-L-CONNECT	Nylon	42*7*42	0.01
	NR-CB-W-CONNECT	Nylon	27*24*27	0.01
	NR-CB-INPUT	Nylon	56*24*18	0.04
	NR-CB-1000	Aluminum	1000*8*24	0.23
	NR-CB-1500		1200*8*24	0.35
	NR-CB-2000		2000*8*24	0.46
	NR-CB-3000		3000*8*24	0.69